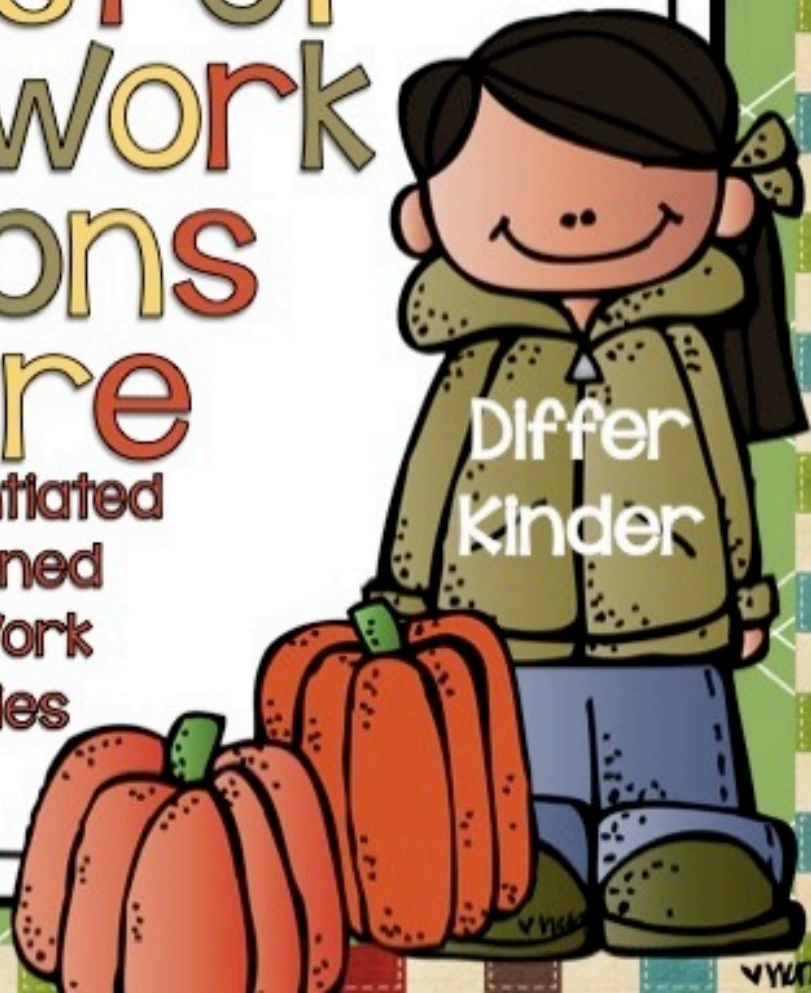





autumn

# Harvest Of Word Work Stations Galore

12 Differentiated  
And Aligned  
Word Work  
Activities

Differ  
Kinder





**Linking Pumpkin Pals** Use plastic linking chains to put letters



\*\* If you don't have linking chains, use clothes pins to pin the cards

**Harvest Hero** Students take turns draw card from a basket or bucket. If they name you its correct sound) it, they keep it. If not, card goes back in the bucket. There are some special cards to make play more fun.

Do you know what sound the pig makes? Do you know what sound the sheep makes?



**Pumpkin Patch Match-Sensory Table Fun**

Work together with your friends to find rhyming partners. When you find a pair, clip them together.



**Harvest Bingo Dotted Work**


Use a bingo duffer or color the path by following the path from a to z.



**Harvest Letter Memory** Turn cards over so you can not see them. Take turns turning two cards over to make a capital and lowercase letter match. If you match the cards, you keep them and go again.



**See Say Color** Students take turns drawing a card from a basket or bucket. If they name it correctly, they write the letter. If not, the card goes back in the bucket. There are some special cards to make play more fun.



**The Fall Harvest** Use your best penmanship to complete your Fall Harvest book. Color the pictures when you are done.



the letters that come after



place in on your mat. Decide what the beginning letter sound (or ending or sound our all the sounds) and write them in the box(s). Open the card to see if you are correct.

