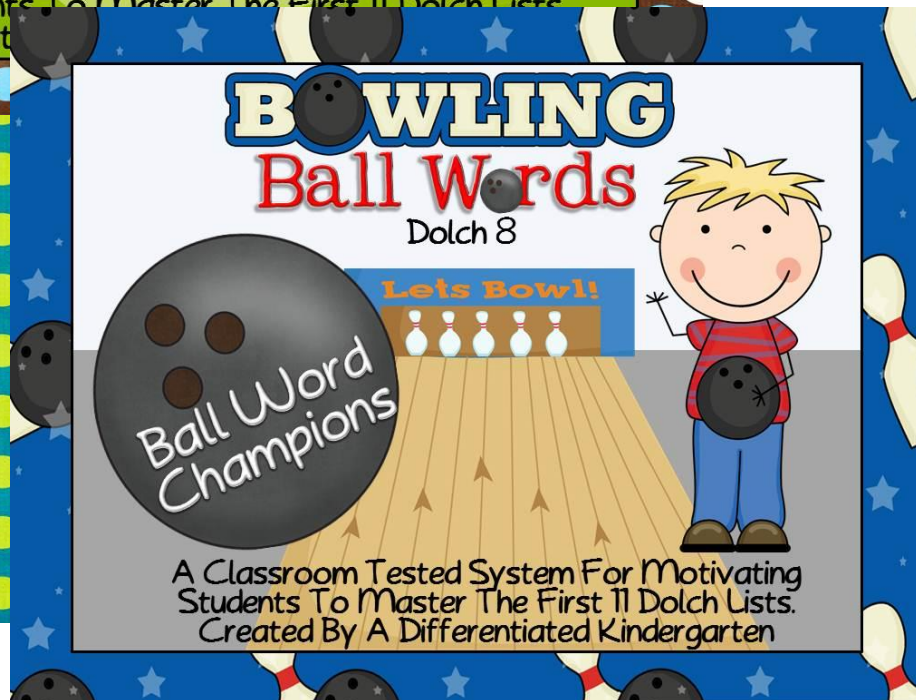
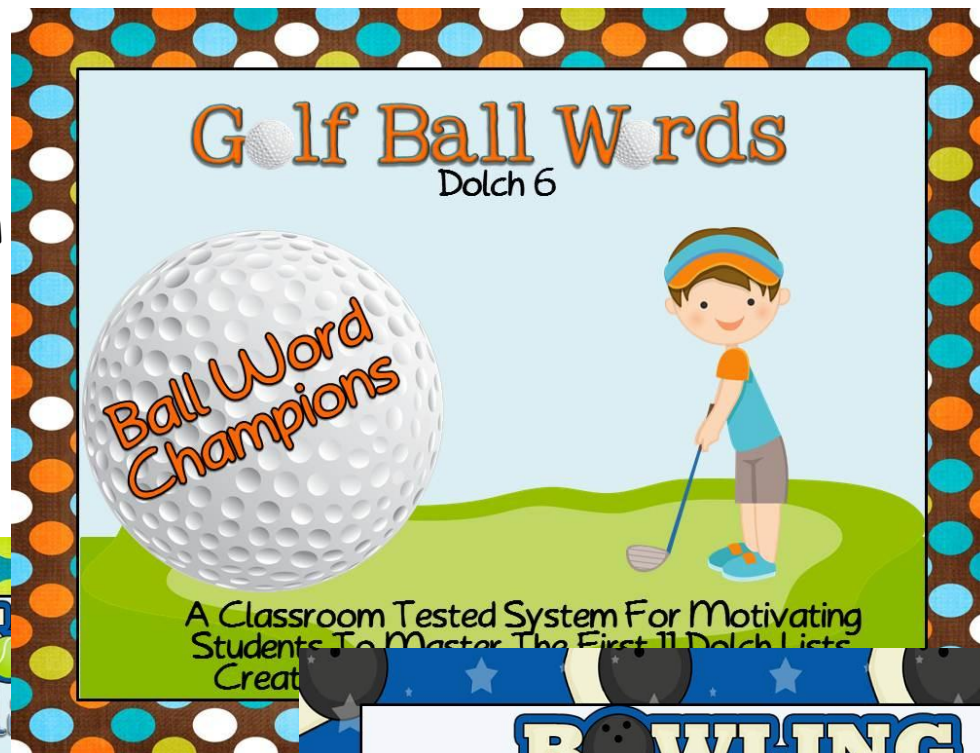


Ball Words Dolch Word Mastery System Lists 6, 7 and 8 Bundle



Ball Word Champs

Golf Ball Words

Golf Ball Word Champ

away
old
by
their
here

Dolch 6 Take Home List

Golf Ball Words I Found

1. _____
2. _____
3. _____
4. _____

their well make five
away saw ran
all let
after help
back going

Bottle Balls

Golf Ball Words I Found

1. _____
2. _____
3. _____
4. _____
5. _____

11. _____

Golf Ball Words

Dolch 6

Ball Word Champions

A Classroom Tested System For Motivating Students To Master The First 11 Dolch Lists.
Created By A Differentiated Kindergarten

Ball Words

Dolch 6

Common Core standards:

ad common high words by sight.

ize and read grade regularly spelled words.

recognize and read grade appropriate irregularly spelled words.

The square ball cards can be used to:

Tee It Up: In this game, place the cards in a bucket, basket or something festive. Students take turns drawing cards and saying the words. If they say them correctly, they get to keep the card. Otherwise, the card goes back in the bucket. There are some 'special' cards added in to make it a bit interesting. An 'Hole In One' card means you get an extra turn. A 'SAND TRAP' card means you have to put 2 cards back. Play continues until time is up or all the cards are gone. When this happens count the cards to see who is the Golf Pro.

Hole In One: In this game you can use one or more sets of the square Golf Ball cards depending on how many students are playing. Place all the cards in a bucket, basket or something festive. Students take turns drawing cards and saying the words. If they say them correctly, they get to keep the card. Otherwise, the card goes back in the bucket. There are some 'special' cards added in to make it a bit interesting. An 'Hole In One' card means you get an extra turn. A 'SAND TRAP' card means you have to put 2 cards back. Play continues until time is up or all the cards are gone. When this happens count the cards to see who is the Golf Pro.

Golf Ball Words Memory: Played like traditional memory, you will need two sets of the square cards. Students take turns turning over two cards, saying the words and trying to find a match. The student with the most matches wins.

Tee It Up

Tee It Up Card and pocket chart



You got a HOLE IN ONE! Take Another Card!



You got a HOLE IN ONE! Take Another Card!



Your ball is in a SAND TRAP! Put 2 cards back!



Your ball is in a SAND TRAP! Put 2 cards back!

away

saw

old

their

by

here

the

five

away

saw

ran

sleep

old

call

Ball Word Champs

BOWLING Ball Words

BOWLING Ball Word Champ

BOWLING Ball Words

Dolch 8

Let's Bowl!

This Unit Meets Common Core

BOWLING Ball Words

Dolch 8

Let's Bowl!

Ball Word Champions

A Classroom Tested System For Motivating Students To Master The First 11 Dolch Lists
Created By A Differentiated Kindergarten

BOWLING Ball Words

1. _____
2. _____
3. _____
4. _____
5. _____

tell first black goes
much try white write
keep now ten down

Bottle Balls

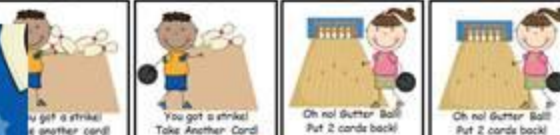
Print off on cardstock, laminate and cut out these small sized Bowling Balls for use in a soda or water bottle filled with colored rice, beans or any other small filler. As students turn the bottle over, they record on the recording

Use this for labeling Bowling Ball Bottle

tell first black goes

much try give must does drink

new work start bring once



BOWLING





Quarters	1st Qtr 2021	2nd Qtr 2021	3rd Qtr 2021	4th Qtr 2021	1st Qtr 2022	2nd Qtr 2022	3rd Qtr 2022	4th Qtr 2022	1st Qtr 2023	2nd Qtr 2023	3rd Qtr 2023	4th Qtr 2023
----------	--------------	--------------	--------------	--------------	--------------	--------------	--------------	--------------	--------------	--------------	--------------	--------------

TENNIS

Ball Words

TENNIS

Ball Words

RF.2.3.f. Recognize and read grade appropriate irregularly spelled words



TENNIS

Ball Word Champ

Congratulations

TENNI



Dolch 7

A Classroom Tested System For Motivating
Students To Master The First 11 Dolch Lists.
Created By A Differentiated Kindergarten

who

myself

eat

may

walk

aga

two

befo

eat

may

eight

round

• The square ball cards can be used to play three different games.

Game Set, Match! In this game, place the square ball cards in a small pocket chart, like the ones you can purchase in Target's Dollar Bin. Behind one of the cards, you or a student will hide the Rackets' picture while the other students have their backs turned. Students take turns indicating a Tennis Ball word that they believe the Rackets are hiding behind. They may not just point to a card. They must say the word. If the rackets are behind the card, then the child who guessed now gets to hide the Rackets. Otherwise, the next student gets a turn and so on until the Rackets card is found.



Game Set Match



Game Set Match Card
and pocket chart header

Grand Slam Champ!!: In this game you can use one or more sets of the square Tennis Ball cards depending on how many students are playing. Place all the cards in a bucket, basket or something festive. Students take turns drawing cards and saying the words. If they say them correctly, they get to keep the card. Otherwise, the card goes back in the basket. There are some 'special' cards added in to make it a bit more interesting. An 'Ace' card means you get an extra turn. An 'Out' card means you have to put 2 cards back. Play continues until time is up or all the cards are gone. When this happens count up all the cards to see who is the Tennis Grand Slam Champ.

• **Tennis Ball Words Memory:** Played like traditional memory, you will need two sets of the square cards face down. Students take turns turning over two cards, saying the words and trying to find a match. The student with the most matches wins.

as OUT!
s back!

Your ball was OUT!
Put 2 cards back!

stop



seven

20.

<http://www.differentiatedkindergarten.com>

<http://www.differentiatedkindergarten.com>

<http://www.>