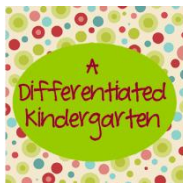


Bashful Bunnies

A Differentiated Dolch Word Activity

By Marsha McGuire



Graphics By KPM Doodles
Fonts By Kevin and Amanda

Bashful Bunnies


A Differentiated Dolch Word Activity
By Marsha McGuire

This differentiated literacy activity is tiered to meet the readiness levels of your various learners. It will appeal especially to your logical thinkers who enjoy strategy games.


There are 11 levels of play based on the 11 levels of Dolch words. Please find the color codes at the end of this packet. Laminate all of the eggs and the bunnies. Because brain research confirms that learning is optimal when your students are challenged but not frustrated or bored, please choose the level that is appropriate for your students playing the game. Place the appropriate level of Dolch word eggs in a pocket chart. I love those small Target dollar bin pocket charts for this game but any pocket chart will do. Behind four of the Dolch word eggs 'hide' a bashful bunny. Students take turns choosing a word to look behind by saying the word they read. If the bunny is behind the word, they keep the bunny card. When all bunny cards have been found, see who found the most bashful bunnies. That person is the winner. If you enjoy this game, you can get all 11 Dolch word levels by visiting my TpT store. You can find more ideas and activities for differentiating your instruction at <http://differentiatedkindergarten.blogspot.com>.

Graphics By KPM Doodles
Fonts By Kevin and Amanda







the




he




you



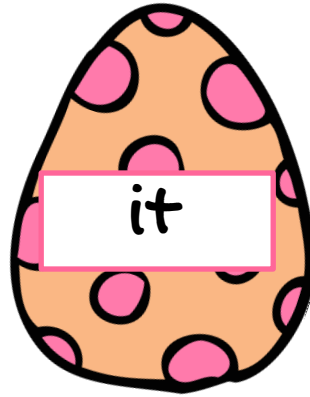
in




to




a




it




was



and




I



of




said




his




for




but




that




on




had




she




they







at




up




is




some




him




all




her



out




with




look




there



as




be




we



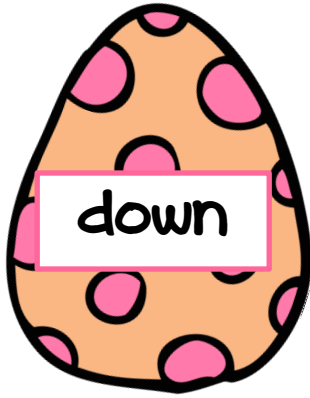
little




have




am




down




go




then







do




when




so




were



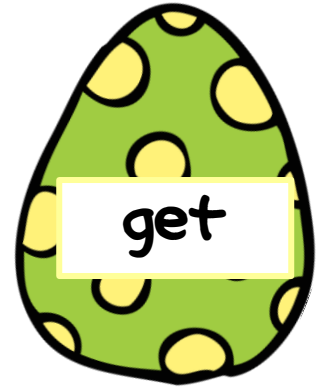
can




did




see




get




could




what




not



them




like




my




will




one




would



yes



this



me

