

Spinner

Blends, Digraphs and Rhyming Fun Galore



Love To Spin and Spot a Blend

Spin the spinner to select a blend. Find a picture that has the same blend sound below. Color or 'dot' the picture. If you'd like to play with a friend, see who can 'dot' four pictures in a row or who can dot all of their pictures first.



We Love Digraph Words



February

A Differentiated Kindergarten

Using this packet to differentiate



Here is an example using blends. There are three different spinners available for blends in this packet. This will allow for some extension of activities and ample opportunity to differentiate. For instance, one spinner has just a picture, one a picture with the word, and one has just the blend. Likewise, the recording sheets are differentiated as well. You will find one recording sheet that has just pictures, one with pictures and words and one with just words. This is how an activity from this spinner packet might look if it were in your planning book:

Word Work Activities


Stations Number	CCSS/Concept/Skill	Activity Name	Tier 1	Tier 2	Tier 3
1	RF.1.2b	Love To Spin And Spot a Blend	Word Only	Picture with word	Picture Only

In this packet . . .


In this 52 page packet, you will find the following items:

- 1 blends picture spinner.
- 1 blends picture/sound spinner.
- 1 blends sounds spinner.
- 1 digraph picture spinner.
- 1 digraph picture/sound spinner.
- 1 digraph sound spinner.
- 1 rhyming picture spinner.
- 1 rhyming picture/sound spinner.
- 1 rhyming word spinner.
- 1 rhyming word family spinner.
- Instructional/Visual Task Cards for each activity for greater student independence
- 3 Differentiated Spin and Spot a Blend (black/white printable).
- 2 Spin and Color pages for Blends.
- 2 Differentiated Blend Word Spin (black/white printable).
- 2 Differentiated Blends Spin and Bump (in color or black/white).
- 3 Differentiated Spin and Spot a Digraph (black/white printable).
- 2 Spin and Color pages for Digraph.
- 2 Differentiated Digraph Word Spin (black/white printable).
- 2 Differentiated Digraph Spin and Bump (in color or black/white).
- 3 Differentiated Spin and Spot a Rhyme (black/white printable).
- 2 Spin and Color pages for Rhymes (black/white printable).
- 2 Differentiated Rhymes Word Spin (black/white printable).

Love To Spin and Spot a Blend: Spin the spinner to select a blend or blend picture. Find another picture on the response sheet that has the same blend sound as the one on your spinner. Color or 'dot' the matching blend picture. If you'd like to play with a friend, see who can 'dot' four in a row first or dot their entire paper.



Spin and Color: Spin the spinner to select a blend. Find the matching blend on the picture and color it. You can play with a friend to see who can get their picture colored first or play alone.







Sample



sh~	th~
ch~	wh~

Digraph

Sample

 sh~	 th~
 ch~	 wh~


Digraph



Spin and Color

Name: _____

Spin the spinner. Say the digraph picture aloud and listen for the digraph. Now find a matching beginning digraph sound to color. If you would like to play as a game, spin with a friend to see who can color their picture first. If you can't color a space because all of those digraphs have already been colored, then you lose your turn.



Digraphs

RFK.2a, RFK.2c