

The following preview will provide you with a SAMPLE of some of the activities available in this packet. Please remember that this is just a sample. There are so many differentiated tiers and versions of this 130 paged document, I just couldn't fit it all in one preview. If you have specific questions, please contact me at:

differentiatedkindergarten@gmail.com

Marsha

Silly Stories and Write the Word Wall

Name: _____
A Silly CH Word Story

One chilly day after church, a chick named Chester went to Chuck E. Cheese's for lunch. He and his friend, a champ named Chazzer, wanted to chomp on chips and cheese. As they chatted over their desserts of chocolate shakes with a cherry on top, they decided to check out the local beach to watch the chip-up challenge. Their two cheerish friends from Cleo were going to be there. The two cheaters, Chuck and Chig, would meet them on a bench near the chip-up bar so they could see who would be named the champ. The match was very close. But in the end, the champ was named. It was their friend, Ch-Ch, the Chihuahua. They all cheered for Ch-Ch and treated him with peach punch.

Label the story and highlight occurrences of the words with the CH sound. Record how many CH words you find in the space below. Show a picture to go with the story below.

Name: _____
Silly CH Word Story

After church, a chick named Chester went to eat for lunch. He and his friend, a champ named Chazzer, wanted to chomp on chips and cheese. As they chatted over their desserts of chocolate shakes with a cherry on top, they decided to check out the local beach to watch the chip-up challenge. Their two cheerish friends from Cleo were going to be there. The two cheaters, Chuck and Chig, would meet them on a bench near the chip-up bar so they could see who would be named the champ. The match was very close. But in the end, the champ was named. It was their friend, Ch-Ch, the Chihuahua. They all cheered for Ch-Ch and treated him with peach punch.

Label the story and highlight occurrences of the words with the CH sound. Record how many CH words you find in the space below. Show a picture to go with the story below.

Name: _____
CH Word Story

After church, a chick named Chester went to eat for lunch. He and his friend, a champ named Chazzer, wanted to chomp on chips and cheese. As they chatted over their desserts of chocolate shakes with a cherry on top, they decided to check out the local beach to watch the chip-up challenge. Their two cheerish friends from Cleo were going to be there. The two cheaters, Chuck and Chig, would meet them on a bench near the chip-up bar so they could see who would be named the champ. The match was very close. But in the end, the champ was named. It was their friend, Ch-Ch, the Chihuahua. They all cheered for Ch-Ch and treated him with peach punch.

Label the story and highlight occurrences of the words with the CH sound. Record how many CH words you find in the space below. Show a picture to go with the story below.

chick cheese, and

do munch for lunch? you What

Name: _____
My CH Word List

Name: _____
Thumbs up-Thumbs down

Put the picture with the word in CH sound and draw a thumbs up if you like the word or a thumbs down if you don't like the word.

Name: _____
Write The Digraph Words

PH

SH

CH

Name: _____
Write The Digraph Words

PH

CH

Homework/Morning Work Printables

Name: _____ Say, Make and Write

ch ch ch ch ch
 ick imp at in eck

Name: _____ Say, Make and Write

ch ch ch
 at in ben lun

Name: _____ CH Sentences

Use the pictures to make the sentences. Cut out the pictures to paste in the sentences.

		
Give Anna a _____	Give Anna a _____	Give Anna a _____
		
Give Anna a _____	Give Anna a _____	Give Anna a _____

ch ch ch
 at in ben lun

Name: _____ I-Spy CH Words

Find and circle the words with a -ch sound hidden in the picture below and write the words next to the matching picture.

at

I Can Read

ch

Words



Name: _____

ch ch ch ch ch
 pea ben in bea lun

Name: _____

ch ch ch
 at in ben lun

Name: _____

ch










Words

Name: _____

ch ch ch ch ch
 pea ben in bea lun

Name: _____ Where's The Digraph

Look at the picture and say the word. Look at the circle if you hear the digraph in the beginning of the word, the middle circle if it is in the middle or the last circle if the sound is at the end.

		
<input type="radio"/>	<input type="radio"/>	<input type="radio"/>
		
<input type="radio"/>	<input type="radio"/>	<input type="radio"/>
		
<input type="radio"/>	<input type="radio"/>	<input type="radio"/>

Name: _____

ch

Words

Name: _____ I-Spy CH Words

Find and circle the words with a -ch sound hidden in the picture below and write the words next to the matching picture.

ch

Words



Name: _____ Where's The Digraph Cut and Sort

Cut out the pictures below. Circle where the digraph is located in the word. Glue the picture under the correct label.

ch

-ch

Everything Else

Linking Cards!!!!

Linking Letters for Digraphs: Use these letters to link together to either write the word family word or to create words using the onset and the rime. In other words, I like to give my students the picture card and have them link the letters together (individual letters or the onset and rime) to produce the word. I also give them letters and the rime and have them create words, sorting and writing the "real" and the nonsense words they produce. (Use the Real/Nonsense word family word sort-recording sheet for this. I also use these rime cards to label my Mr. Munchie Mouth sorting can.



Oh Word Hide or Seek! This activity gives your students an opportunity to practice reading digraph words while playing a fun interactive game. Place word family word cards in a small pocket chart. Behind one word card hide the picture above. Students then point at and read a word where they believe the picture is hidden. To hide the card next. You can use cards family or just one word family.

You are a thief
Steal a card from every player.

Make A Wish
Go Again.

Forget To Take Out The Trash
Lose a turn.

Finish Line
Play until everyone counts your cards.



Roll-Say-Keep

•	•
••	•••
•••	••••
••••	•••••

a b c

d e t

g h

j k

m n o

p q r

s t u

v w x

y z sh

ch th ph

wh