

Winter Sports Roll Say Keep Roll the dice, name the item or number on the card.

Winter Sports Champ Students take turns drawing a card from a basket or bucket. If they name it correctly, they keep it. If not, the card goes back in the bucket. There are some special cards to make play more fun.

Pass The Torch One player hides the torch behind a number. The other students guess where it is located by recognizing and naming the number. The person who finds it gets to hide it next.

Winter Sports Color and Count Count the objects on the mat and record your answer.

Winter Sports Number Order Fun Pick 3 cards and put them in order from smallest to largest. Write the numbers.

Sizing up Winter Sports Select an item to measure. Use the tools provided to complete the response sheet.

Winter Sports Number Order Fun Pick 3 cards and put them in order from smallest to largest. Write the numbers.

Winter Sports Number Order Fun Pick 3 cards and put them in order from smallest to largest. Write the numbers.

Winter Sports Number Yell Turn the card and count the items. Be the first one to find the matching number on the mat and yell "YATTA!"

Grab Some Gear Place cards on the playing mat. Spin the spinner to see if the bigger or smaller wheel that has. Get a player, stick or star and keep the player but put all the other cards back in the pile.

Hokey Math Bump Roll the die and add up the numbers. Mark the answer on the mat with your marker. Mark the number and you are safe. Roll a number that has another one marker from another player and BUMP them off.

Winter Sports Number Yell Turn the card and solve the problem. Be the first one to find the matching number on the mat and yell "YATTA!"

Winter Sports Making Ten (and Twenty) Math Mats Roll your play-doh like a snake and use it to make the number. Fill the tens frame with balls of play-doh to match the number on the mat. Answer how many more to make ten by writing the number on the line.

Pass The Torch One player hides the torch behind a number. The other students guess where it is located by recognizing and naming the number. The person who finds it gets to hide it next.

Winter Sports Number Order Fun Pick 3 cards and put them in order from smallest to largest. Write the numbers.

Self-Correcting Winter Sports Addition and Subtraction Fun Place cards on the playing mat. Use the picture on the mat to solve and write the number sentence.

Winter Sports Color and Count and Compare Count the objects on the mat and record your answer.

Winter Sports Champ Students take turns drawing a card from a basket or bucket. If they name it correctly, they keep it. If not, the card goes back in the bucket. There are some special cards to make play more fun.

Differ Kinder

Winter Sports Math Fun Galore

13 differentiated stations

Roll, Say, Keep

2	3	4	5	6
8	9	10	11	12
14	15	16	17	18



20	21	22	23	24
26	27	28	29	30

100-110	110-120	120-130	130-140	140-150	150-160	160-170	170-180	180-190	190-200
---------	---------	---------	---------	---------	---------	---------	---------	---------	---------

Sports Count and Compare

Count the objects in each box. Compare the objects. Circle the object that is bigger.



Count the objects in each box. Compare the objects. Circle the object that is bigger.



Winter sports

Math Fun Galore

13 differentiated stations



3-0-	0-4-	0-5-	6-0-
7-0-	0-8-	0-9-	0-10-



Name: _____ Stizing Up Winter Sports

Measure and record each item using a ruler.

Stick		Stick	
Skate		Skate	
Goal		Goal	
Goalie		Goalie	

Name: _____ Stizing Up Winter Sports

Use a grid of each colored shape below and estimate the size of each one. Use a ruler to measure each one and record the length and width in centimeters. Write the number in the box.

Stick		Stick	
Skate		Skate	
Goal		Goal	
Goalie		Goalie	

Name: _____ Stizing Up Christmas

Use a grid of each colored shape below and estimate the size of each one. Use a ruler to measure each one and record the length and width in centimeters. Write the number in the box.

Stick		Stick	
Skate		Skate	
Goal		Goal	
Goalie		Goalie	

Name: _____ Stizing Up Winter Sports

Measure and record each item using the ice sticks ruler.

Stick		Stick	
Skate		Skate	
Goal		Goal	
Goalie		Goalie	

Name: _____ Stizing Up Winter Sports

Use a grid of each colored shape below and estimate the size of each one. Use a ruler to measure each one and record the length and width in centimeters. Write the number in the box.

Stick		Stick	
Skate		Skate	
Goal		Goal	
Goalie		Goalie	




3-1-	3-2-	4-0-
0-1-	0-2-	0-3-
1-0-	0-2-	



6-1-	7-1-	8-1-
2-2-	3-2-	4-2-
2-5-	6-2-	7-2-
2-7-	2-8-	

4-1-	1-2-
1-0-	2-0-
2-2-	2-3-



Name: _____ Stizing Up Winter Sports

Use a grid of each colored shape below and estimate the size of each one. Use a ruler to measure each one and record the length and width in centimeters. Write the number in the box.

Stick		Stick	
Skate		Skate	
Goal		Goal	
Goalie		Goalie	

20

19

15

12

8

1 + ___ = 10

16

10

13

9

2

3 + ___ = 10

18

15

10

4

4 + ___ = 10

5 + ___ = 10

20

18

15

6

6 + ___ = 10

7 + ___ = 10

25

20

15

10

10

10

30

25


20

15

10

10

Place Playing Card Here



Write a number sentence to match the items in the picture.

+ =

$2+3=5$

$4+1=5$

$3+1=4$

BIGGER smaller

Odd **Even**

Grab Some Gear

For the game, students can use either 50-100 number materials cards, tally marks or dot grids. They can work in pairs or groups of four. Cards are shuffled and dealt to students. Without looking at their cards, each student places a counter on their card. One card is revealed as the winner (More transparent spinner or make one with a small paperclip to determine if the spinner is smaller number gets to "grab some gear"). This card also can be used to compare for your students who are ready for that challenge! It includes a transparent spinner or a dot grid. This card can be used to determine if the number of items is more or less than the number of items on the other side of the card. If there is a tie, the player has to look at the top of the card to see which player gets to "grab some gear".

Grab Some Gear

PAIR 1
GETS GO HERE

PAIR 2
GETS GO HERE

$2+2=4$

$2+3=5$

$3+2=5$

$1+4=5$

$6+3=9$

$1+9=10$

$1+4=5$

$2+8=10$

$6+4=10$

28

1

2

3

5

9

$3+5=8$

$1+8=9$

$4+3=7$

$5+3=8$

13

14

7

8

17

21

$2+4=6$

$2+5=7$

$6+1=7$

$1+8=9$

$1+0=1$

$2+1=3$

$4+3=7$

$5+3=8$

$3+1=4$

$4+1=5$

$5-5=0$

22

25

26

2

2


19

20

21

21

Place Playing Card Here



Write a number sentence to match the items in the picture.

- =

$3+2=5$

$4+3=7$

$2+3=5$

$3+2=5$

$5-4=1$

$4+1=5$

$5-5=0$

$8-4=4$

$10-2=8$

22

25

26

2

2

19

20

$7-3=4$

$9-6=3$

21

21

$6-6=0$

$6-3=3$