

Paddy Power Race

(Reward Your Times Below)

Attempt Time

1	_____
2	_____
3	_____
4	_____
5	_____
6	_____
7	_____
8	_____
9	_____

Name: _____

Paddy Power Race

(Reward Your Times Below)

Attempt Time

1	_____
2	_____
3	_____
4	_____
5	_____
6	_____
7	_____
8	_____
9	_____

Name: _____

Paddy Power Race

(Reward Your Times Below)

Attempt Time

1	_____
2	_____
3	_____
4	_____
5	_____
6	_____
7	_____
8	_____
9	_____

Name: _____

Paddy Power Race

(Reward Your Times Below)

Attempt Time

1	_____
2	_____
3	_____
4	_____
5	_____
6	_____
7	_____
8	_____
9	_____

Name: _____

Paddy Power Race

(Reward Your Times Below)

Attempt Time

1	_____
2	_____
3	_____
4	_____
5	_____
6	_____
7	_____
8	_____
9	_____

Name: _____


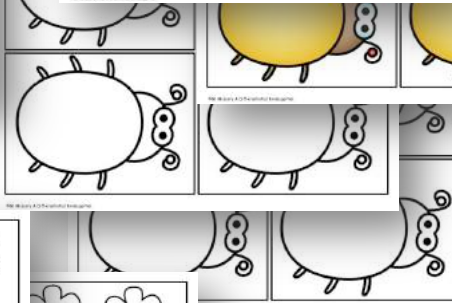
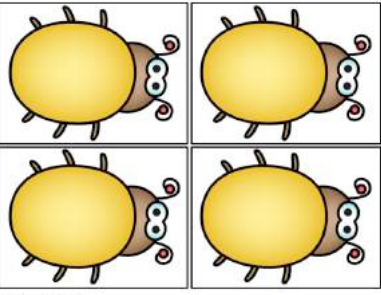

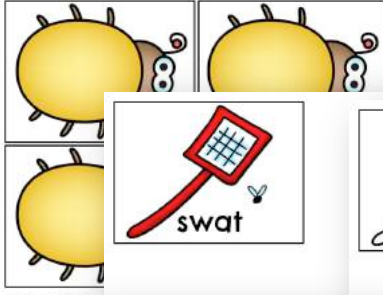


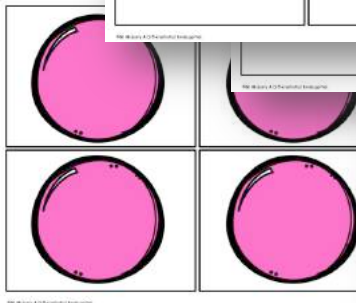

Paddy Power Race

(Reward Your Times Below)

Attempt Time

1	_____
2	_____
3	_____
4	_____
5	_____
6	_____
7	_____
8	_____
9	_____

Name: _____




Sight Word Seek and Find

Search the variety table for sight word cards. When you find one, write it in the corresponding number below. Read your completed sheet to a friend.

1	5	9
2	6	10
3	7	11
4	8	12

I read my words to:

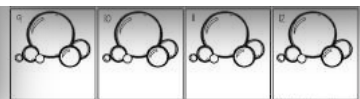





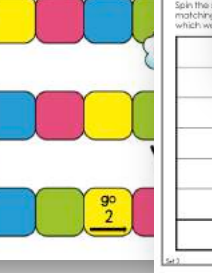
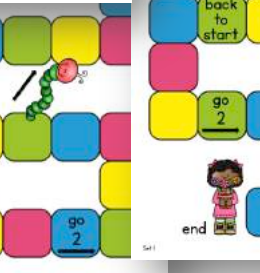
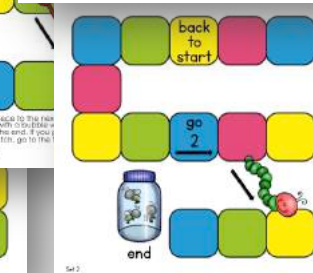







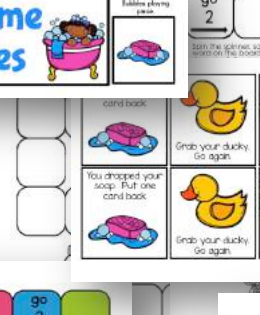
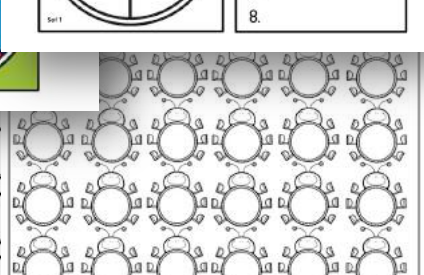
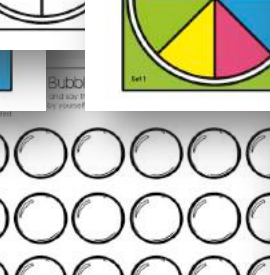
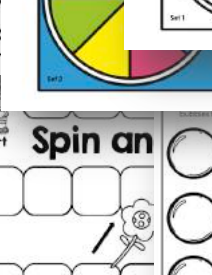
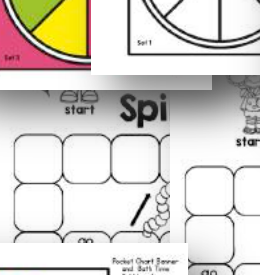
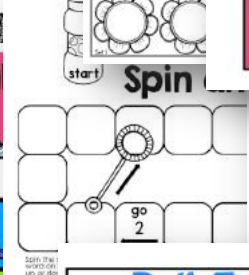

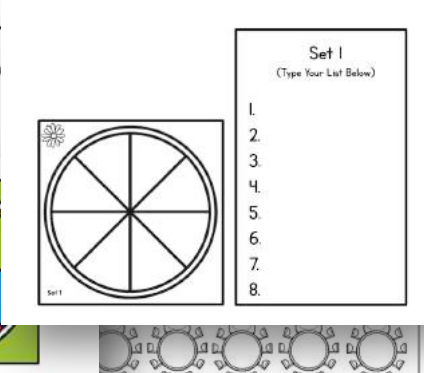
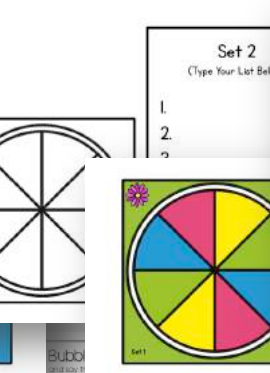
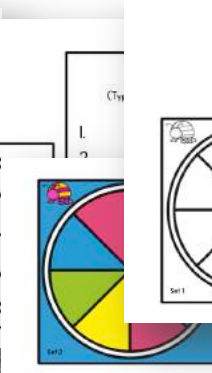
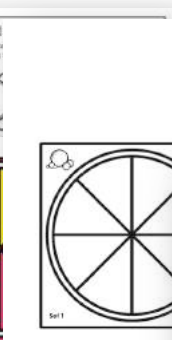
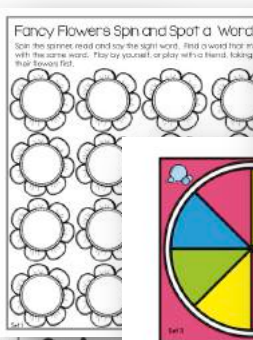

Sight Word Seek and Find

Search the variety table for sight word cards. When you find one, write it in the corresponding number below. Read your completed sheet to a friend.

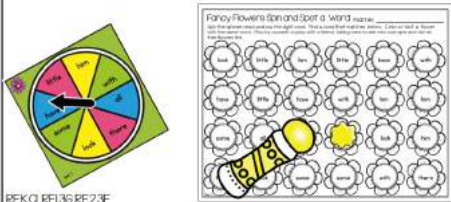
1	5	9
2	6	10
3	7	11
4	8	12

I read my words to:





Spin and Spot a Sight Word: Spin the spinner and read the sight word where it lands. Find the matching sight word on the response sheet. Color or 'dot' one of the matching sight words. Keep spinning until you have 'dotted' each word on your sheet. Or if you'd like to play with a friend, see who can 'dot' four in a row first or dot their entire paper.



RFKQ, RF13G, RF23F

Spin and Graph: Spin the spinner, read the sight word, and write it above the matching word on the graph below. See which word on the graph gets filled first.

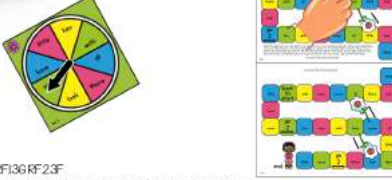


RF13G, RF23F

Sight Word Spin and Bump: Spin the spinner to a sight word. Read the word and place a colored marker (snap cube) on a square with a matching word. If there is already a snap cube on the square, you can bump it off. You can secure a square by placing two markers on top of it. You may place your cube on any vacant spot or a spot with only one marker. If you spin and can not play, you lose your turn. The person with the most spots covered in the end, is the winner.



and Win: Spin the spinner, read the word, move your playing piece to the next matching word on the game board. When you get to the end of the game board, if you spin a word and there are no more of that word left, you are out. Be the first one to get to the finish line. You MUST move your piece in the indicated direction.



RFKQ, RF13G, RF23F

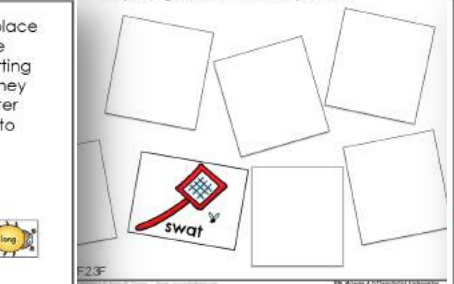
Teachers: For game pieces, I use snap cubes or fun seasonal erasers.

Sight Word Search: Search through the activity cards for sight word cards. When you find a card, read it and write it on your recording sheet. Read your completed sheet to a friend.




RFKQ, RF13G, RF23F

Sight Word ZAP: Turn cards up so you can not see them. Take turns turning two cards, read the cards you turned. If you match the cards, you keep them and go again. If not, play goes to the next person.



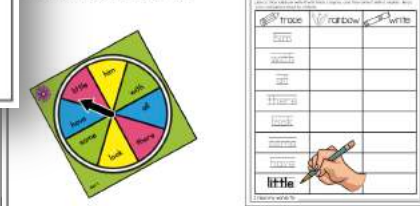
RF23F

Words Write It Three Ways: Spin the spinner and read the word. Trace the word on the response sheet, then stamp it, and write it with marker. Read your words to a friend.



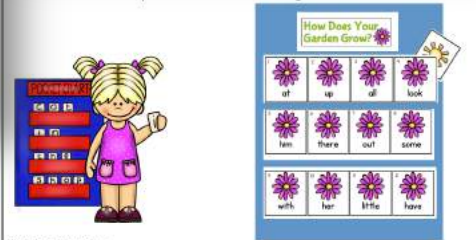
RFKQ and LK1a

Sight Words Write It Three Ways: Spin the spinner and read the word. Trace the word on the response sheet, then rainbow write it, and then write it with marker. Read your words to a friend.




RFKQ, RF13G, RF23F

The other students guess where it is located by recognizing and reading the word where they believe it is hidden. The person who finds it gets to hide it next.



RFKQ, RF13G, RF23F

Sight Word Bucket: Students take turns drawing a card from a basket or bucket. If they can read the sight word correctly, they keep it. If not, the card goes back in the bucket. There are some special cards to make play more fun.



RFKQ, RF13G, RF23F

RFKQ

EDIT IT
SIGHT WORD ACTIVITIES
available in color or b/w
enter your list

Set 2
(From our last list)

- could
- when
- what
- were
- them
- like
- this
- would

automatically populates games/activities

MAY

2 EASILY DIFFERENTIATED TIERS

Sight Word Race: Turn the cards up right and place in a line on the floor. Using a timer, students will see how quickly they can read the cards correctly starting from one end of the lined up cards to the other. They are not racing each other, but simply trying to better their time each attempt. Use the recording sheet to record your progress.



RFKQ, RF13G, RF23F