



I Can
Do It
myself

Blends

**Self-Correcting
Independent
Differentiated
Color or Black/White**

Teachers: These self-correcting card packets are all set up similarly. You can see an example using my vowel team pack below. Choose to use either the black and white copies or the colored copies. If you are using these cards for blend production practice, copy enough differentiated work mats for each student at your station and laminate for durability. Next print, laminate, and cut apart the blend production game cards (These have the picture cue on the far left side) and fold in on the dotted line. Secure the flap with a clothes pin. These will be your playing cards. Place them in a decorative or festive bucket or basket.



The cards and playing mats are differentiated so that you can address your students' levels of readiness. You will find one mat that has just two squares and a small writing area below. This mat would be appropriate for a student who may only be recording the blend, but not the entire word. There is another mat that has the two squares for writing or making the blend with magnets or beads plus a longer writing area. This mat will allow students to write the blend in the square and then write the entire word below.





Using different types of playing cards can also help you differentiate. There are two different types of blend production cards. One set has the word under the picture minus the blend. The other has only the picture. Depending on the readiness level of your students, you may scaffold by offering the letter hints or not.

If you are interested in having your students practice reading blend words, there are also a set of cards for that. These cards show the word, students simply read the word and open the card to reference the picture to see if they read the cards correctly.



I can ...



1. Say the word on my playing card to hear the sounds.



3. Check my work by opening the card.




2. Write or make the blend I hear in the word with magnets or beads in the squares. Then write the entire word on the lines.

I Can Spell Blends By MYSELF

Place Your Card Here

Sample



Handwriting practice lines consisting of a solid top line, a dashed middle line, and a solid bottom line.



--ub

club



--am

clam



--ag

flag



--ash

flash



--ing

swing



--at

swat



--eep


sweep



--ot

spot

I can ...



1. Read the word



2. Open the card to see if I'm correct.

swing



swat



sweep



spot



climb




clip



clock



clown





--ib

crib




--ack

crack



--ash

crash



--umb

crumb


Name: _____

I Can Sort Blends By Myself

Cut out the pictures below. Glue the picture under the matching blend that you hear in the word.



Myself




Name: _____

I Can Hear The Blend By Myself

Look at the picture and say the word. Mark the blend you hear in the word with a bingo dotter or by coloring in the circle.



cl sk cr



fr fl bl




sl gr gl




gr fr fl



sl st sm



gr br gl



cr bl pl



gr sn dr



sl pl gl