

Color or Black/White

I Can Do It Myself

**TENS FRAME
NUMBERS**

**Self-Correcting
Independent**

By A Differentiated Kindergarten



Teachers: Choose to use either the black and white copies or the colored copies. If using an activity that requires a playing mat, print and laminate enough for each student at your station. Print, laminate and cut apart the game cards and fold on the dotted line.



Secure the flap with a clothes pin. These will be your playing cards. Place them in a decorative or festive bucket or basket.



For the making number mats, provide interesting or fun manipulatives. I like to use small buttons, thematic erasers or whatever I can find. Snap cubes work great in a pinch.

Teachers: Choose to use either the black and white copies or the colored copies. If using an activity that requires a playing mat, print and laminate enough for each student at your station. Print, laminate and cut apart the game cards and fold on the dotted line.



Secure the flap with a clothes pin. These will be your playing cards. Place them in a decorative or festive bucket or basket.



For the making number mats, provide interesting or fun manipulatives. I like to use small buttons, thematic erasers or whatever I can find. Snap cubes work great in a pinch.

I can...

I Can Work With Tens Frames By Myself

5

Make It

Write The Number In the First Box and Write How Many More You Need To Make 10 In The Second Box.

+ = 10

1. Select a number card and make the number.

I Can Work With Tens Frames By Myself

5

5 + 5 = 10

Make It

Write The Number In the First Box and Write How Many More You Need To Make 10 In The Second Box.

5 + 5 = 10

3. Check my work by opening the card.

I Can Work With Tens Frames By Myself

5

Make It


Write The Number In the First Box and Write How Many More You Need To Make 10 In The Second Box.

5 + 5 = 10

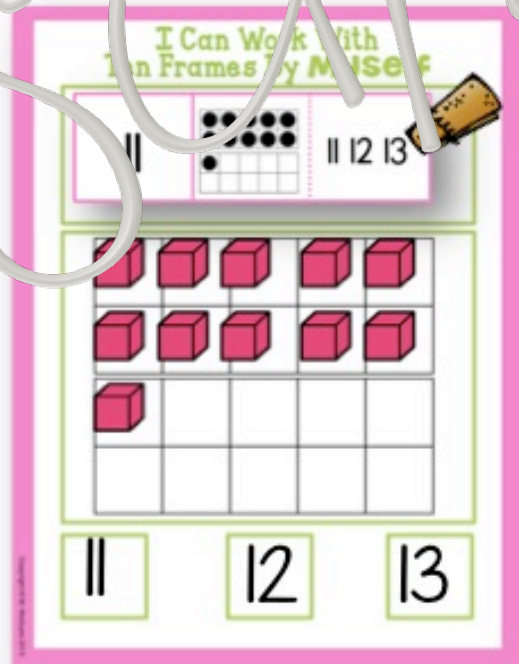
2. Write the number in the first box. Then complete the equation showing your work.

K.CC.B.4/K.OA.A.4

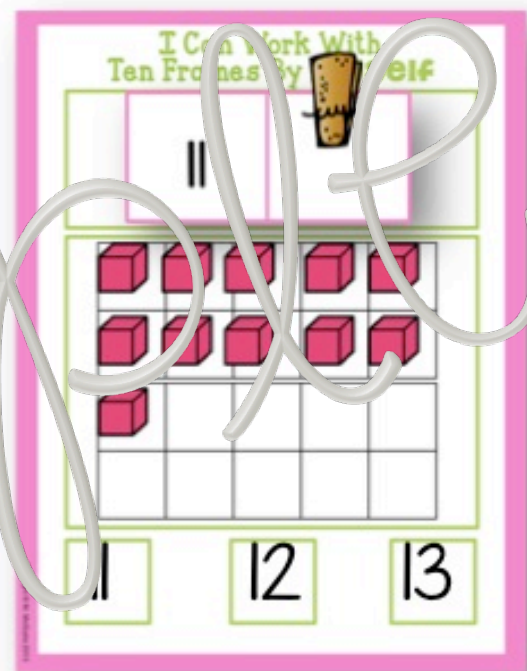
I can ...



1. Select a number card and make the number.



3. Check my work by opening the card.



2. Write the number in the first box and the numbers that come after in the next boxes.

K.CC.B.4/K.CC.A.2

I can ...



●	●	●	●	●	

1. Read the ten frame and identify the number.


●	●	●	●	●	

5		5 6 7
---	--	-------

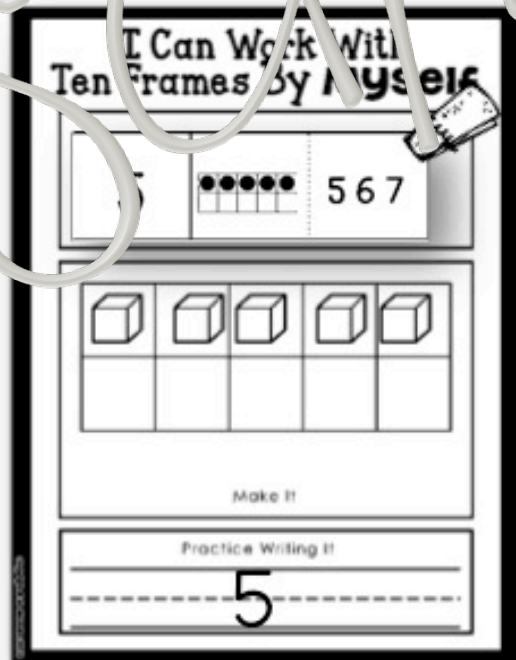
2. Open the card to see if I'm correct.

K.CC.B.4

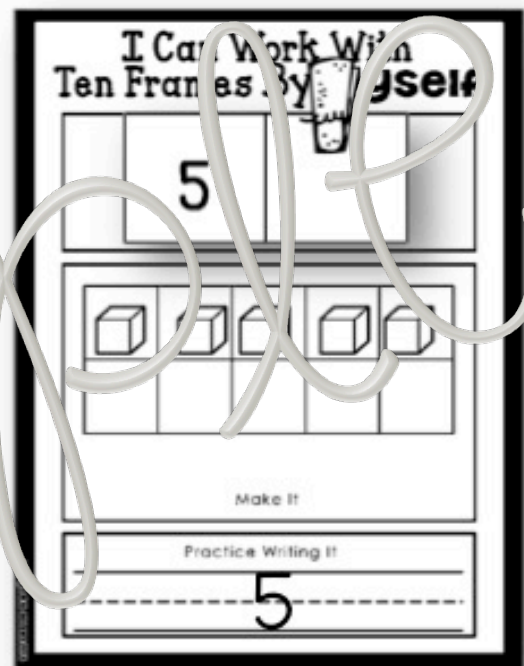
I can ...



1. Select a number card and make the number.



3. Check my work by opening the card.



2. Practice writing the number on the line.

K.CC.B.4

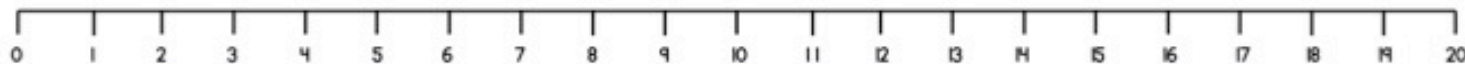
I Can Work With Ten Frames By **Myself**

Place Your Card Here

--

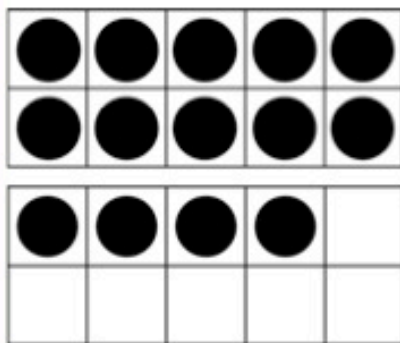
--

--



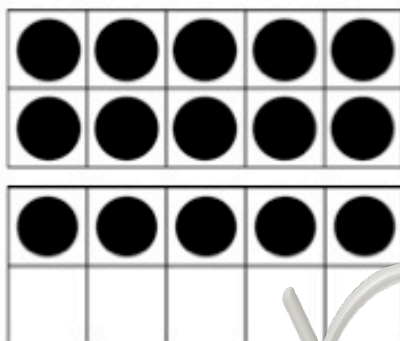
sample

14



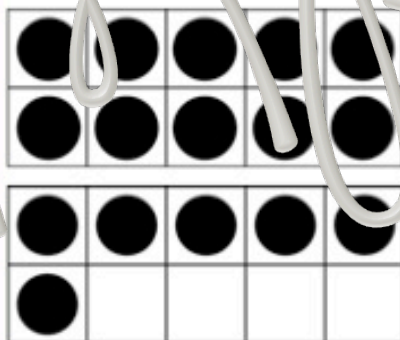
14 15 16

15



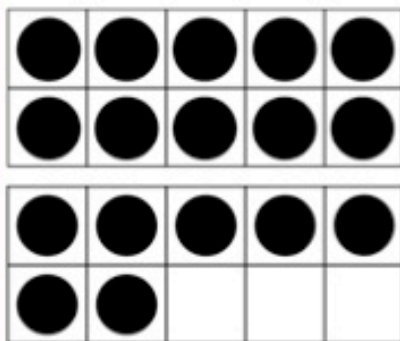
15 16 17

16



16 17 18

17




17 18 19

Name: _____

I Can recognize Numbers By Myself

Color the picture below according to the color key.



What's Your Sign?



Name: _____

Read the tens frame and glue the matching number below it.

 Glue Number Here	 Glue Number Here	 Glue Number Here	 Glue Number Here
 Glue Number Here	 Glue Number Here	 Glue Number Here	 Glue Number Here

14	12	18	15
19	17	13	16