



the McGraw-Hill Companies

	log
---	-----







Dive: Address Differentiated Engagement

Blank space for drawing.

Blank lines for writing.

© M. Squire


The image displays a variety of educational cards for the 'OG Word Family' activity. The central card is a large, tilted title card with a green and white checkered border. It features the text 'OG Word Family Galore' in large, colorful letters, followed by 'part of Word Families Galore'. Below the text is an illustration of a boy in a red shirt and blue pants standing next to a dog, with the letters 'og' written below the dog. To the right of the title card is a smaller card with a grid of words: 'dog', 'log', 'fog', 'hog', 'frog', 'hog', 'frog', 'dog', 'log', 'dog', 'log', 'dog', 'log', 'dog', 'log'. Below this grid is a card with the text 'write The Room' and 'Laminiate, cut apart, and mount the write the room cards below with masking tape around your'. At the bottom left, there is a card with the text 'g' and a card with the text 'hog' and 'fro'. The background shows other cards with words like 'words', 'name', 'Can', 'og', 'word to me', and 'g'.

<p>1. </p>	<p>4. </p>
<p>2. </p>	<p>5. </p>
<p>3. </p>	<p>6. </p>

 <p>jog</p>	 <p>dog</p>
 <p>fog</p>	 <p>log</p>

Write The Room

Laminate, cut apart, and mount the write the room cards below with masking tape around your room. Based on your students' readiness level, select a recording sheet for them to use. You may either laminate these (my preferred method) or print them off to use with a pencil if you prefer. Hand your student a clipboard and have them search the room for the word family pictures. For students who have NOT progressed towards mastering their letter sounds quite yet, I have them write the words from the word wall for practice (see "write the word wall" response sheet).



h o g f r o

these cards for sorting labels

OG Family Sorting
Write one part of the og family, write words that are
the hunder up and all others under the thumber down

Small Playing Cards

Memory Match: These small playing cards are used for playing memory. I like to do this in either a small pocket chart like the kind from Target, but you can really do it anywhere you have a flat case. Here is the traditional memory with students matching the card with the correct corresponding picture.



ing word is (You'll use a tell them I can select 'aner' that paper, nice , sative) and print cles.



in to be used and to be used