

Name _____

Magic 'e' words That I Made


Write the Magic 'e' word you made and draw a picture of _____


1 _____


2 _____


3 _____

4 _____

 TIRE

 SLIDE

 WHALE

 FLAKE

I can...

1. I can choose a card and look at the picture and say the word.

2. I can string the letter beads to make the magic 'e' word.

3. I can read the word.

4. I can write the magic 'e' word.

5. I can check my work to see if I am correct.

Read*Bead*Write

Green Cards Go Here

Your Beads Go Here

 cake

 SHOE

 FENCE

 FIRE

Read*Bead*Write

Write the word here

Your 'e' Beads Go Here

Write the word here

Read*Bead*Write

A Differentiated Self-Correcting CVCe Word Activity

Including cards for Capital or Lowercase Beads


Read*Bead*Write


cake

cake


 ROSE


 VOTE

 LEMON


 BOY


ro

 note


 GIRL


ho

 ROPE


 FIREMAN

hose


 MOLE


 CONE


co


 MOLE


mole


 TAPE


 FIRE


 TIRE


 BIKE


 DIME


 LIME


 PINE


 CUBE


 TUBE


 BONE


 ROBE

 NOTE

 ROPE

 HOSE

 MOLE

 CANE