

The following preview will provide you with a SAMPLE of some of the activities available in this packet. Please remember that this is just a sample. There are so many differentiated tiers and versions of this 115 paged document, I just couldn't fit it all in one preview. If you have specific questions, please contact me at:

[differentiatedkindergarten@gmail.com](mailto:differentiatedkindergarten@gmail.com)

Marsha

# Posters, Visuals and Sorting Cards







**SH Digraph**  
Word Work  
Galore




Part of  
Word Families Galore  
A colorful  
Kindergarten



sh

 ship	 shack	 sh
 shirt	 shed	 sh words

 bush	 wish	 crash
 cash	 trash	 crush

 shut	 shop	 shop
 bush	 fish	 dish





 shack
 shed
 shell
 ship



sh

 shirt
 shop
 shop
 shut


		
		
		

 shell	 dish	 brush	 shack
--	---	--	--




shop	shut	trash
wish	bush	cash
shop	shop	


		
		
		

 crush
 trash
 wish
 bush

 fish
 brush
 crash

# Self-correcting Station and Write the Room

	crash
	trash
	bush
	crush

	dish
	shop
	brush
	fish

	ship
	shed
	shut
	shop

	shirt
	shell
	shack

**Say it-Make it-Write it**

Now You Know!

Make Your Word to Remember!

Write Your Word to Remember!

Name: \_\_\_\_\_

### Write the Room Fun

Find the cards with the matching number. Say the word and listen for the sounds. Write the sh- word in the box next to the number.

1  4

2  5

3  6

Choose one of the words from above and write it in a sentence below.

\_\_\_\_\_

\_\_\_\_\_

\_\_\_\_\_

\_\_\_\_\_

Name: \_\_\_\_\_

### Write the Room Fun

Find the cards with the matching number. Say the word and listen for the sounds. Write the sh- word in the box next to the number.

1. Will take a  on our trip.

2. She will  for a new map.

3. I keep my rake in the .

4. The old house looks like a .

5. I like to get ice cream from that ice cream .

6. Will you  the gate when you go?

Word List: shed shop shut ship shop ship shack

Name: \_\_\_\_\_

### Write the Room Fun

Find the cards with the matching number. Say the word and listen for the sounds. Write the sh- word in the box next to the number.

1. Will take a  on our trip.

2. She will  for a new map.

3. I keep my rake in the .

4. The old house looks like a .

5. I like to get ice cream from that ice cream .

6. Will you  the gate when you go?

Word List: shed shop shut ship shop ship shack

	1		4
	2		5
	3		6

Name: \_\_\_\_\_

### Write the Room Fun

Find the cards with the matching number. Say the word and listen for the sounds. Write the sh- word in the box next to the number.

1  5

2  6

3

4

5 sh

6 sh

Word List: shed shop shut ship shop ship shack

Name: \_\_\_\_\_

### Write the Room Fun

Find the cards with the matching number. Say the word and listen for the sounds. Write the sh- word in the box next to the number.

1 sh  5 sh

2 sh  6 sh

3 sh

4 sh

Word List: shed shop shut ship shop ship shack

# Silly Stories and Write the Word Wall

Name: \_\_\_\_\_

### A Silly SH Word Story

One day, I put on my shirt and shorts and went out into the sunshine. I wanted to find shells that I could give to my fish who had a wish. My fish really wanted to swim with shells and a little ship in his dish. But I could not find any shells. So I went to the shell and ship shop to get some. The shop looked like a shack. When I gave it a push, the door shook. It was a shack to see shelves full of ships and shells that were all kinds of shapes and colors. There were many shoppers who must also have fish of their own who wish for ships and shells because many of them gave the shop lots of cash. One short girl was in a rush to shop and forget her cash. I shouted to her, "Don't forget your stash of shells and ships!" She showed me her thanks by sharing her stash from the store, and I was able to save my cash and give my fish his wish.

Highlight or underline all the words in the story above with the SH sound. Record how many SH words you find in the squares below. Use the lines below to answer the question.

\_\_\_\_\_

\_\_\_\_\_

\_\_\_\_\_

the wash I shirt? shall short Where

Name: \_\_\_\_\_

### SH Word Story

One day, I put on my shirt and shorts and went out into the sunshine. I wanted to find shells that I could give to my fish who had a wish. My fish really wanted to swim with shells and a little ship in his dish. But I could not find any shells. So I went to the shell and ship shop to get some. The shop looked like a shack. When I gave it a push, the door shook. It was a shack to see shelves full of ships and shells that were all kinds of shapes and colors. There were many shoppers who must also have fish of their own who wish for ships and shells because many of them gave the shop lots of cash. One short girl was in a rush to shop and forget her cash. I shouted to her, "Don't forget your stash of shells and ships!" She showed me her thanks by sharing her stash from the store, and I was able to save my cash and give my fish his wish.

Highlight or underline all the words in the story above with the SH sound. Record how many SH words you find in the squares below. Use the lines below to answer the question.

\_\_\_\_\_

\_\_\_\_\_

\_\_\_\_\_

Name: \_\_\_\_\_

### Write About SH Words

Choose at least two SH words. Use them in a sentence or two and underline the SH words you used.

\_\_\_\_\_

\_\_\_\_\_

\_\_\_\_\_

Name: \_\_\_\_\_

### A Silly SH Word Story

One day, I put on my shirt and shorts and went out into the sunshine. I wanted to find shells that I could give to my fish who had a wish. My fish really wanted to swim with shells and a little ship in his dish. But I could not find any shells. So I went to the shell and ship shop to get some. The shop looked like a shack. When I gave it a push, the door shook. It was a shack to see shelves full of ships and shells that were all kinds of shapes and colors. There were many shoppers who must also have fish of their own who wish for ships and shells because many of them gave the shop lots of cash. One short girl was in a rush to shop and forget her cash. I shouted to her, "Don't forget your stash of shells and ships!" She showed me her thanks by sharing her stash from the store, and I was able to save my cash and give my fish his wish.

Highlight or underline all the words in the story above with the SH sound. Record how many SH words you find in the squares below. Use the lines below to answer the question.

\_\_\_\_\_

\_\_\_\_\_

\_\_\_\_\_

Name: \_\_\_\_\_

### A Silly SH Word Story

One day, I put on my shirt and shorts and went out into the sunshine. I wanted to find shells that I could give to my fish who had a wish. My fish really wanted to swim with shells and a little ship in his dish. But I could not find any shells. So I went to the shell and ship shop to get some. The shop looked like a shack. When I gave it a push, the door shook. It was a shack to see shelves full of ships and shells that were all kinds of shapes and colors. There were many shoppers who must also have fish of their own who wish for ships and shells because many of them gave the shop lots of cash. One short girl was in a rush to shop and forget her cash. I shouted to her, "Don't forget your stash of shells and ships!" She showed me her thanks by sharing her stash from the store, and I was able to save my cash and give my fish his wish.

Highlight or underline all the words in the story above with the SH sound. Record how many SH words you find in the squares below. Use the lines below to answer the question.

\_\_\_\_\_

\_\_\_\_\_

\_\_\_\_\_

What do you like to shop for?

\_\_\_\_\_

\_\_\_\_\_

\_\_\_\_\_

Name: \_\_\_\_\_

### Write The SH

4 Lettered Words

\_\_\_\_\_

\_\_\_\_\_

\_\_\_\_\_

5 Lettered Words

\_\_\_\_\_

\_\_\_\_\_

\_\_\_\_\_

Name: \_\_\_\_\_

SH

\_\_\_\_\_

\_\_\_\_\_

\_\_\_\_\_

CH

\_\_\_\_\_

\_\_\_\_\_

\_\_\_\_\_

Name: \_\_\_\_\_

### Write The Digraph Words

PH

\_\_\_\_\_

\_\_\_\_\_

\_\_\_\_\_

SH

\_\_\_\_\_

\_\_\_\_\_

\_\_\_\_\_

Name: \_\_\_\_\_

CH

\_\_\_\_\_

\_\_\_\_\_

\_\_\_\_\_

Name: \_\_\_\_\_

PH

\_\_\_\_\_

\_\_\_\_\_

\_\_\_\_\_

# Homework/Morning Work Printables

Name: \_\_\_\_\_ Say, Make and Write

		ship
		shop
		shut
		shed

Name: \_\_\_\_\_ Say, Make and Write

Name: \_\_\_\_\_ Say, Make and Write

sh sh sh sh sh  
di fi wi ca bu

Name: \_\_\_\_\_ Say, Make and Write

		fish
		shell
		bush
		shop
		ship

sh sh sh sh sh  
bu op ip fi ell

Name: \_\_\_\_\_ Say, Make and Write

		fish
		shell
		bush
		shop
		ship

sh sh sh sh sh  
bu op ip fi ell

Name: \_\_\_\_\_ SH Sentences

Put a picture in the picture frame for the SH words.

		
sh _____	sh _____	sh _____
		
sh _____	sh _____	sh _____

The dog has a sh-sh-sh.  
I can sh-sh-sh my sh-sh-sh.  
Put on your sh-sh-sh shoes.

di  
fi  
bu  
wi  
ca  
tra

**I Can Read**

sh

Words

Name: \_\_\_\_\_

sh sh sh sh sh  
di

**I Can Read**

sh

Words

**I Can Read**

sh

Words

ip  
op  
ed  
ut  
irt  
ell

**I Can Read**

Where's The Digraph Cut and Paste

sh

**Thumbs Up for SH**

Put a thumbs up in the picture frame for the SH words.

		
sh _____	sh _____	sh _____
		
sh _____	sh _____	sh _____

**Where's The Digraph**

Look at the picture and write the word that has the digraph sh in it.

		
sh _____	sh _____	sh _____
		
sh _____	sh _____	sh _____

**I-Spy SH Words**

Write the words you see in the picture.

		
sh _____	sh _____	sh _____
		
sh _____	sh _____	sh _____

**I-Spy SH Words**

Write the words you see in the picture.

		
sh _____	sh _____	sh _____
		
sh _____	sh _____	sh _____

# Everything Else



cat	bat	hat
mat	rat	sat
fat	bat	flat

**Get Word Hide in Sock!** This activity gives your students an opportunity to practice reading digraph words while playing a fun interactive game. Place word family word cards in a small pocket chart. Behind one word card hide the picture above. Students then point at and read a word where they believe the picture is hidden. If they guess correctly, they get to hide the card next. You can use cards from more than one word family or just one word family.

y	z	sh
---	---	----

ch	wh	th
----	----	----

ph		
----	--	--

a	b
---	---

d	e
---	---

g	h
---	---

j	k	l
---	---	---

m	n	o
---	---	---

p	q	r
---	---	---

s	t	u
---	---	---

v	w	x
---	---	---

<p><b>You are a thief!</b></p> <p>Steal a card from every player.</p>	<p><b>Make A Wish</b></p> <p>Go Again.</p>
<p><b>Forget To Take Out The Trash</b></p> <p>Lose a turn.</p>	<p><b>Finish Line</b></p> <p>Play Again! Everyone count your cards.</p>

**You can't Hide!** This is a game that you can play as your students are introduced to more and more digraphs. Add as many digraph word cards as your students are ready for in a festive basket or bucket, along with the special playing cards. Students take turns pulling cards and reading the words aloud. If they say the word correctly, they keep the card. If not, the card goes back in the bucket and it goes to the next player. A "You are a thief" card means you get to "steal" a card from each person playing. A "Trash" card means you lose a turn. A "Wish" card means that you get to go again. A "Finish" card means play stops, and count cards to see who wins.

**Roll-Say-Keep!** Use the small word cards and add the cards from above to make play a lot more interesting. Use this game when you have introduced several word families and would like to give your students more practice. Place all cards face down in a pile and the deal out one card to every position on the mat. Students roll the dice and say the word on that number's spot. If the student gets it correct, they will keep the card.

**Roll-Say-Keep**

1		6
2		5
3		4