



Yes You Can

Differentiated
and Aligned

Sensory Tables!

Activities, Task Cards,
"I Can" Cards, Printables
and Ideas for

March

In This Packet

This is ONLY the seventh Sensory Table packet in a series that will cover a year of sensory table activities. It includes activities and skills for the month of March. If you are interested in A Year's Worth of Sensory Table Fun, be sure to check out my bundle at:


<http://www.teacherspayteachers.com/Product/A-Years-Worth-of-Sensory-Table-Fun-Aligned-Activities-and-Task-Cards-1397048>

- p. 3 Why is sensory play important?
- p. 4 Sensory tables
- p. 5-7 Filling your sensory table
- p. 9-18 Task cards
- p. 19-41 Lucky Addition and Subtraction Equations-including 'I can . . .' cards, sorting cards and response sheets.
- p. 42-49 Lucky Tens and Ones – including 'I can . . .' cards, sorting cards and response sheet.
- p. 50-88 Number cards and activities-including 'I can . . .' cards, sorting cards and response sheets.
- p. 89-90 Counting ten frame mats.
- p. 91-108 St. Patrick's Letter/Sound cards – including 'I can . . .' cards, sorting cards and response sheets.
- p. 109-112 Rhyming cards – including 'I can . . .' cards and sorting cards.
- p. 113-135 Sight Word I-Spy cards – including 'I can . . .' cards and response sheet.
- p. 136-54 CVC and Medial Sounds Find and Match – including 'I can . . .' cards and response sheet.
- p. 155-161 Blends – including 'I can . . .' cards, sorting cards and response sheets.
- p. 162-168 Real vs. Nonsense Words including 'I can . . .' cards, sorting cards and special playing cards.
- p. 169-177 Mixed Up Sentences including 'I can . . .' cards, sorting cards and response sheets.

Lucky Subtraction Recording Sheet



I Can ...



1. I can search the sensory tub for leprechaun subtraction playing cards.

2. I can find the answer to the equation.

3. I can write the subtraction equation and the answer on the recording sheet.

Name: _____

Select a leprechaun card, write the equation, and solve it.

$7 - 3 = 4$	$\square - \square = \square$	$\square - \square = \square$
$\square - \square = \square$	$\square - \square = \square$	$\square - \square = \square$
$\square - \square = \square$	$\square - \square = \square$	$\square - \square = \square$
$\square - \square = \square$	$\square - \square = \square$	$\square - \square = \square$



$$3 - 1 =$$



$$3 - 2 =$$



$$3 - 3 =$$



$$2 - 0 =$$



$$2 - 1 =$$



$$2 - 2 =$$



$$1 - 0 =$$



$$1 - 1 =$$



$$6 - 0 =$$



$$6 - 1 =$$



$$6 - 2 =$$



$$6 - 3 =$$

Lucky Leprechaun Tens and Ones Match Up

I Can . . .



1. I can search the sensory tub for tens and ones playing cards.

2. I can match tens and ones cards with a corresponding number card.



A

A leprechaun character wearing a green hat, a yellow and black diamond-patterned vest, and green pants with white polka dots. To his left is a bar graph with two bars: the first bar is 6 units high, and the second bar is 4 units high.

D

A leprechaun character wearing a green hat, a yellow and black diamond-patterned vest, and green pants with white polka dots. To his left is a bar graph with three bars: the first bar is 6 units high, the second bar is 4 units high, and the third bar is 4 units high.

G

A leprechaun character wearing a green hat, a yellow and black diamond-patterned vest, and green pants with white polka dots. To his left is a bar graph with four bars: the first two bars are 6 units high, and the last two bars are 2 units high.

J

A leprechaun character wearing a green hat, a yellow and black diamond-patterned vest, and green pants with white polka dots. To his left is a bar graph with four bars, all of which are 6 units high.

B

A leprechaun character wearing a green hat, a yellow and black diamond-patterned vest, and green pants with white polka dots. To his left is a bar graph with five bars: the first two bars are 6 units high, and the last three bars are 2 units high.

E

A leprechaun character wearing a green hat, a yellow and black diamond-patterned vest, and green pants with white polka dots. To his left is a bar graph with three bars: the first two bars are 6 units high, and the third bar is 2 units high.

H

A leprechaun character wearing a green hat, a yellow and black diamond-patterned vest, and green pants with white polka dots. To his left is a bar graph with five bars: the first bar is 6 units high, and the last four bars are 2 units high.

K

A leprechaun character wearing a green hat, a yellow and black diamond-patterned vest, and green pants with white polka dots. To his left is a bar graph with six bars: the first two bars are 6 units high, and the last four bars are 2 units high.

C

A leprechaun character wearing a green hat, a yellow and black diamond-patterned vest, and green pants with white polka dots. To his left is a bar graph with six bars: the first three bars are 6 units high, and the last three bars are 2 units high.

F

A leprechaun character wearing a green hat, a yellow and black diamond-patterned vest, and green pants with white polka dots. To his left is a bar graph with five bars: the first two bars are 6 units high, and the last three bars are 2 units high.

I

A leprechaun character wearing a green hat, a yellow and black diamond-patterned vest, and green pants with white polka dots. To his left is a bar graph with five bars: the first bar is 6 units high, and the last four bars are 2 units high.

L

A leprechaun character wearing a green hat, a yellow and black diamond-patterned vest, and green pants with white polka dots. To his left is a bar graph with six bars: the first three bars are 6 units high, and the last three bars are 2 units high.

Plus One More Leprechaun I Can ...



1. I can search the sensory tub for leprechaun number playing cards

2. I can write the number in the box.

3. I can complete the equation by adding one more to the number and finding the sum.








Name: _____


Plus One More Leprechaun

Select a card, write the number in a box, add one more, and write the answer.

6	+ 1 =	7		+ 1 =	
	+ 1 =			+ 1 =	
	+ 1 =			+ 1 =	
	+ 1 =			+ 1 =	
	+ 1 =			+ 1 =	




SNAP



Lucky Shoes and Hat Rhyming Fun

I Can . . .



1. I can search the sensory tub for hat and shoes rhyming playing cards.

RFK.2a

2. I can match two rhyming picture cards.

Lucky Leprechaun I-Spy Sight Word Fun I Can . . .



1. I can search the sensory tub for leprechaun cards.

2. I can use the magnifying glass to find a sight word hidden on the leprechaun.


3. I can complete the recording sheet by writing the word I found.

A recording sheet titled "Lucky Sight Word I-Spy" is shown. It has a grid with 12 numbered boxes for writing. A hand is holding a pencil and writing the word "and" in the first box. To the right of the grid is a drawing of a leprechaun. The sheet also includes a "Name:" field and instructions: "Search the sensory tubs for the sight word. Write the word in the box." and "Write the word in the box.".

1	and	5		9
2		6		10
3		7		11
4		8		12

Leprechauns and Shamrocks CVC Find and Match Up Puzzle Pieces

I Can . . .



1. I can search the sensory tub for Shamrock/ Leprechaun CVC sorting cards.

2. I can match the CVC picture card and the CVC word card.

Shamrock Medial Sound Sort

I Can . . .



2. I can sort the cards by their medial sound.

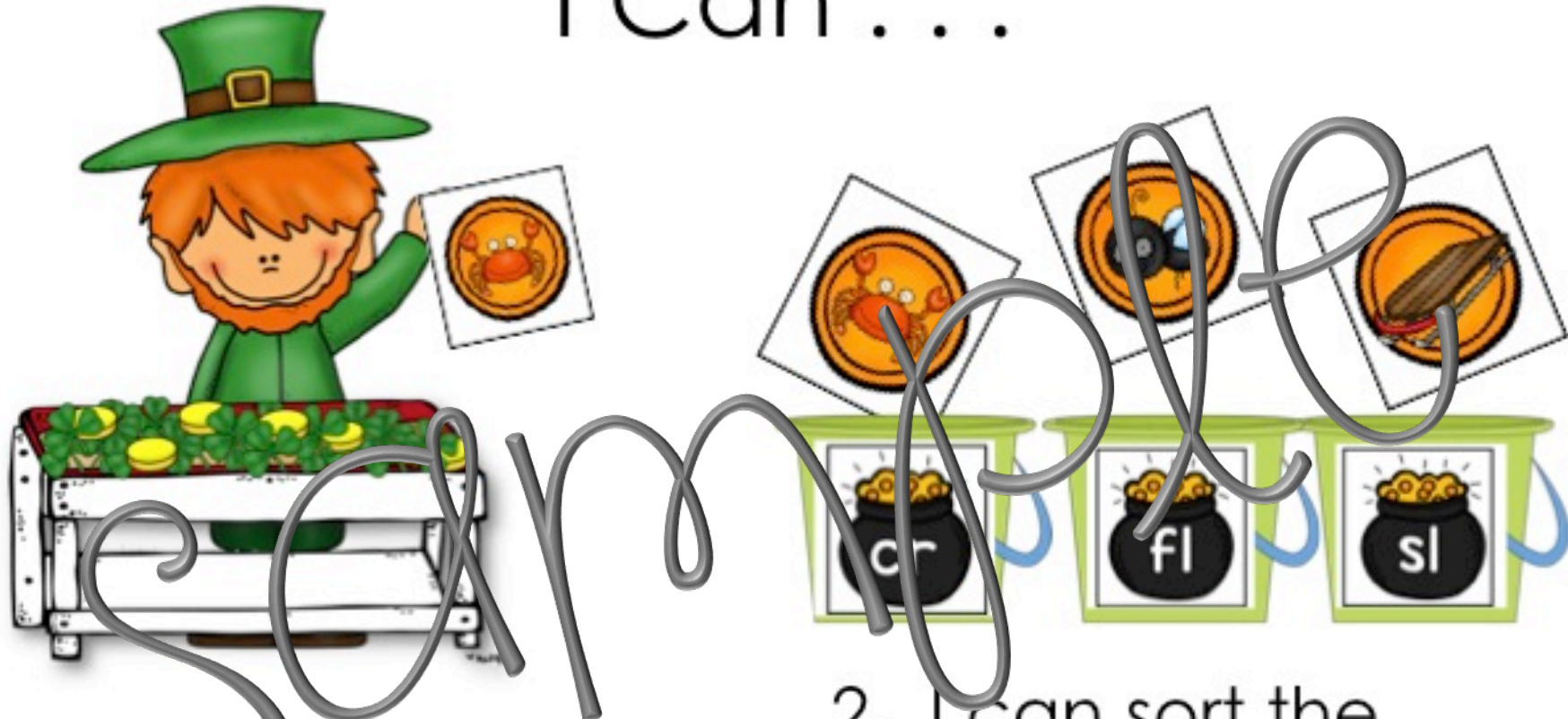
1. I can search the sensory tub for Shamrock playing cards.





Pot of Gold Blends Sort

I Can . . .




1. I can search the sensory tub for blends playing cards.

2. I can sort the cards into the correct bucket with the beginning blend sound.

Shamrock Real and Nonsense Sort

I Can . . .



1. Take turns selecting cards without looking from the sensory bin.

2. I can read the word correctly to determine whether it is real or nonsense. If you are correct, you keep the card. If not, it goes back. Watch out for special playing cards.

Letter Search and Find What Comes Next? I Can . . .



1. I can search the sensory tub for Mixed Up Sentence word cards.

2. I can place them in order to make a sentence.

3. Record the sentence I made.

Name: _____
Find the matching pictures and put them in order to make a sentence. Write the sentence to the matching picture below.

 _____

 **He hid by the bush.**

 _____
