



Yes You Can

Differentiated
and Aligned

Sensory Tables

Activities, Task Cards,
"Can" Cards, Printables
and Ideas for

May



Sensory Table

Task Cards

Sort the items you find in the sensory table by color.



L.K.1.a

Use the magnifying glass to spy a sight word.



RF.K.3c

Match tens and ones numbers to the number card.




K.NBT.A1

Buggy Equations Sort I Can ...

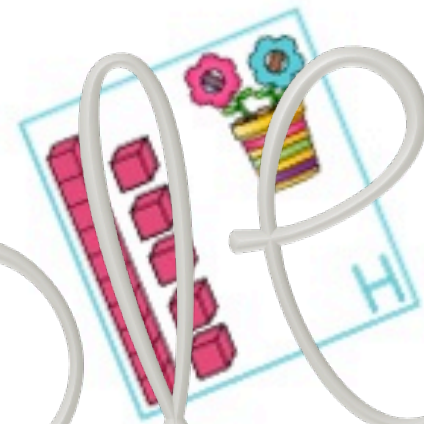


1. I can search the sensory tub for Buggy addition and subtraction playing cards.

2. I can sort the cards by their answer.



More May Garden Tens and Ones Recording Sheet I Can ...



1. I can search the sensory tub for tens and ones playing cards.

2. I can count by tens and some more to find the number.

Name: _____

Search for the tens and ones cards. Write the tens and ones card as a number in the box. Add ten more to that number and write the sum in the line.

More SPRING GARDEN Tens and Ones

A <input type="checkbox"/> + = _	E <input type="checkbox"/> + = _	I <input type="checkbox"/> + = _
B <input type="checkbox"/> + = _	F <input type="checkbox"/> + = _	J <input type="checkbox"/> + = _
C <input type="checkbox"/> + = _	G <input type="checkbox"/> + = _	K <input type="checkbox"/> + = _
D <input type="checkbox"/> + = _	H <input checked="" type="checkbox"/> + = 25	L <input type="checkbox"/> + = _

©2012 by The McGraw-Hill Companies

3. I can write the corresponding number on the recording sheet and add 10 more to find the answer.

Growing Gardens Sensory Number Word I Can ...



1. I can search the sensory tub for Growing Gardens number playing cards.

2. I can say the number and find its number word match.

3. I can complete the recording sheet by writing the number in the box and the number word on the lines next to it.

3 three

Word Bank: one two three four five six seven eight nine ten

NUMBER WORDS

May Gardening Ten Frame Match Up I Can . . .



1. I can search the sensory tub for Growing Gardens number playing cards.

2. I can match number cards with their ten frame card.

K.CC.B4-5

Letter Search and Find What Comes Next? I Can ...



1. I can search the sensory tub for letter cards.

2. I can say the letter name.

3. I can complete the recording sheet by writing the letter I found and the letters that come after.

Search and Find What Comes Next?			
a	b	c	d
_____	_____	_____	_____
_____	_____	_____	_____
_____	_____	_____	_____
_____	_____	_____	_____

Aa Bb Cc Dd Ee Ff Gg Hh Ii Jj Kk Ll Mm Nn Oo Pp Qq Rr Ss Tt Uu Vv Ww Xx Yy Zz


Bug Inspector Sensory Letters I Can . . .



1. I can search the sensory tub for bug inspector letter cards.

2. I can use the letters to spell my sight words.

3. I can place the letters in order in a pocket chart or on a string with clothes pins.



Bug Inspector Letter and Beginning Letter Sound Match Up I Can . . .



1. I can search the sensory tub for letter playing cards.

2. I can match letter to beginning letter sound cards.

Slug Bugs Rhyming Fun

I Can . . .



1. I can search the sensory tub for slug and bugs rhyming playing cards.

2. I can match two rhyming picture cards.

RF.K.2a

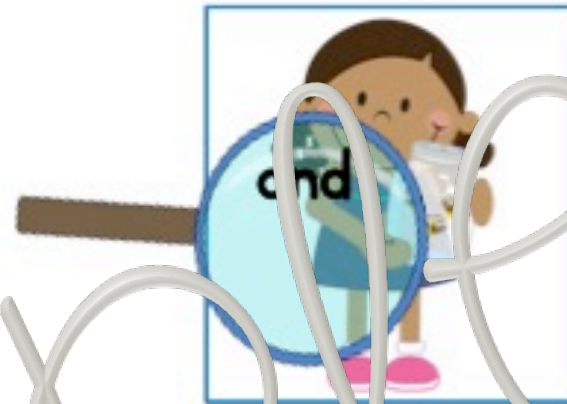
Bug Inspectors Sight Word I-Spy Fun I Can ...



1. I can search the sensory tub for sight word cards.

3. I can complete the recording sheet by writing the word I found.

RF.K.3c



2. I can use the magnifying glass to find a sight word hidden on the card.

Name: _____

Buggy For Sight Word I-Spy Fun

Search the sensory tub for sight word cards. Use a magnifying glass to find the word hidden on the card.

1	and	5	_____	9	_____
2	_____	6	_____	10	_____
3	_____	7	_____	11	_____
4	_____	8	_____	12	_____

Bug Jars CVC Find and Match Up Puzzle Pieces

I Can . . .



1. I can search the sensory tub for Bug Jars CVC sorting cards.

2. I can match the CVC picture card and the CVC word card.


Bug Jars Seek and Record The Medial Sound

I Can . . .



1. I can search the sensory tub for Jar CVC sorting cards.

3. I can record what I find on the response sheet.



2. I can say the word and identify the medial sound.

Handwriting a response sheet titled "Bug Jar Medial Sounds". The sheet includes a "Name:" field, a search instruction, and a grid of icons with corresponding lines for recording. A hand is shown writing the letter 'a' in the first box of the grid.

Bug Jar Medial Sounds			
			
			
			
			

Bug Jars Medial Sound Sort



I Can . . .



2. I can sort the cards by their medial sound.

1. I can search the sensory tub for Jars cards.





Bug Inspector Digraph Recording Sheet I Can ...



1. I can search the sensory tub for bug jars beginning digraph sorting cards.

3. I can identify the correct digraph on the recording sheet by dotting it.

2. I can say the word and identify the digraph.



Name _____
 Bug Inspector Digraphs
 Search for the beginning digraph cards in the sensory table. When you find one, dot it into the correct recording space. If the picture is on your probe, color in the recording with the matching beginning blend below.

			
ch ph	th sh wh	wh ch sh	th sh ph
			
ch ph sh	th sh ch	wh ph ch	ch sh th
			
sh ch wh	sh wh ph	sh th ph	sh th wh

Beginning Digraphs Blends

Fancy Flowers Real and Nonsense Sort

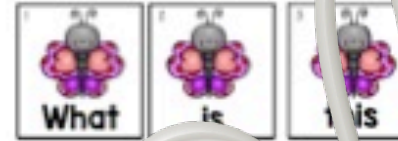
I Can . . .



1. Take turns selecting cards without looking from the sensory bin.

2. I can read the word correctly to determine whether it is real or nonsense. If you are correct, you keep the card. If not, it goes back. Watch out for special playing cards.

Buggy Sentences All Mixed Up? I Can ...



1. I can search the sensory tub for Mixed Up Sentence word cards.

2. I can place them in order to make a sentence.

3. Record the sentence I made.

A worksheet titled "Buggy Sentences All Mixed Up". It includes a "Name:" field, a magnifying glass icon, and a butterfly icon. The sentence "What is this?" is written on a set of handwriting lines. A hand holding a pencil is shown writing the word "this". Below the sentence are several blank sets of handwriting lines for practice.

Name: _____

Find the matching pictures and put the words in order to make a sentence. Write the sentence next to the matching picture below.

What is this?

May Life Cycle Fun

I Can . . .



1. I can search the sensory tub for life cycle picture cards.

2. I can place the cards in the correct order to represent the life cycle.



2. I can use the pieces to complete the recording sheet.



egg



caterpillar



crysalis



butterfly



butterfly

seed




roots




shoot



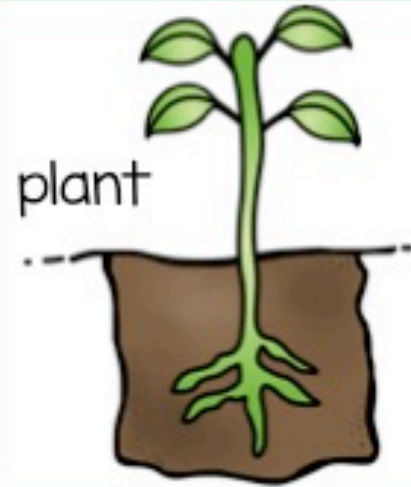
sprout



seedling



plant



bud

