

54 pages

Name: \_\_\_\_\_

write The Room For -ap words

Write the words with the missing number. Say the word and listen for the sound. Write the word in the box next to the number and then for the sound. Write the word in the box next to the number and then for the sound.

1. This is my \_\_\_\_\_

2. Look at the \_\_\_\_\_

3. It has \_\_\_\_\_

4. I will have a \_\_\_\_\_

5. Here is the \_\_\_\_\_

6. The \_\_\_\_\_

7. Look! I can \_\_\_\_\_ it is in \_\_\_\_\_

Name: \_\_\_\_\_

write The Room For -ap words

Write the words with the missing number. Say the word and listen for the sound. Write the word in the box next to the number and then for the sound. Write the word in the box next to the number and then for the sound.

2. \_\_\_\_\_

5. \_\_\_\_\_

1. 

4. 

6. 

Word Family Hide 'n' Seek

This activity gives you practice reading word family words while playing hide the picture game. Place word family word cards in a small pocket or hide the picture above. Students then point at an object in the picture and say the word. If they guess correctly, they take the picture and hide the word. If they guess incorrectly, they take the picture and hide the word. If they guess correctly, they take the picture and hide the word. If they guess incorrectly, they take the picture and hide the word.

1. 

2. 

Name: \_\_\_\_\_


write The word Family wall


3 Lettered words


4 Lettered words

Name: \_\_\_\_\_

find words in \_\_\_\_\_







Name: \_\_\_\_\_


write The word Family wall


-ag words

-at words

Name: \_\_\_\_\_

find words in \_\_\_\_\_






Name: \_\_\_\_\_


write The word Family wall

-am words

Name: \_\_\_\_\_

find words in \_\_\_\_\_





Name: \_\_\_\_\_

Sort the words into the correct family.

1. \_\_\_\_\_

2. \_\_\_\_\_

3. \_\_\_\_\_

4. \_\_\_\_\_

5. \_\_\_\_\_

6. \_\_\_\_\_

7. \_\_\_\_\_

8. \_\_\_\_\_

Laminiate, cut apart, and mount the words the room cards below with making tapes around your room. Based on your students' readiness level, select a recording sheet for them to use. You may either laminate these (your preferred method) or print them off to use with a pencil if you prefer. Hand your student an clipboard and have them search the room for the word family pictures. For students who have NOT progressed towards mastering their letter sounds quite yet, have them write the words from the word wall for practice (see "write the word wall" response sheet at the end of this packet).

trap

cap map sap

nap gap tap

snap trap

1. 


2. 


trap

~Ap Family Word Family Galore

part of word Families Galore

A Differentiated Kindergarten Word Work For Introducing and Practicing The AP Word Family





ap

RATS!!! All Go Back!

Fat Cat Needs A Diet Put 1 Back!

WAGS!!!

GLAD GRAD Stop and Count Your Cards to See who Wins!

Small playing cards

Small playing cards are used for playing a game that you can play as your students are introduced to more families. Add as many word family word cards as your students are able to handle. Add as many word family word cards as your students are able to handle. Add as many word family word cards as your students are able to handle.

Sorting: These are also the cards you will use for sorting word families once you have introduced more than one family. (You'll find the sorting labels at the end of this card.) You can use a pocket chart or use a festive and fun container, and label them with the families you have introduced so far. Students can use a card randomly from a set (or letter set), find a container that has one on an empty tab and fill it with unrelated paper, or an in that has a thematic or festival in it. You can use a pocket chart or use a festive and fun container, and label them with the families you have introduced so far. Students can use a card randomly from a set (or letter set), find a container that has one on an empty tab and fill it with unrelated paper, or an in that has a thematic or festival in it. You can use a pocket chart or use a festive and fun container, and label them with the families you have introduced so far. Students can use a card randomly from a set (or letter set), find a container that has one on an empty tab and fill it with unrelated paper, or an in that has a thematic or festival in it.

tap

cap

ap

Homework/Morning

For extra practice, morning work options, you will find a variety of several of these activities allowing you to provide practice at their own level of readiness.

I Can Read

ap

Family Words

Name: \_\_\_\_\_

ap

Family Words

Name: \_\_\_\_\_

ap

Family Words

Name: \_\_\_\_\_

ap

Family Words

Name: \_\_\_\_\_

ap

Family Words

Name: \_\_\_\_\_

snap gap sap

cap map sap

nap

ap words

ap

ap

ap

Help the pirate find her treasure. Use bingo dotters or color the maps with an -ap word to find the way.

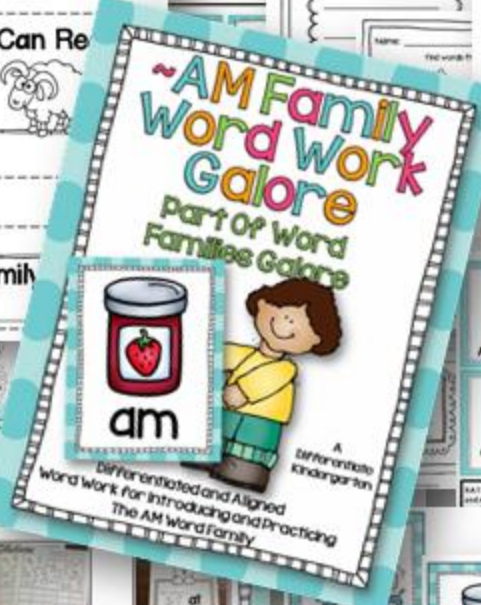
Help the pirate find her treasure. Use bingo dotters or color the maps with an -ap word to find the way.







53 pages



Name: \_\_\_\_\_

write The word Family wall

3 Lettered words \_\_\_\_\_

4 Lettered words \_\_\_\_\_

write The word Family wall

3 Lettered words \_\_\_\_\_

4 Lettered words \_\_\_\_\_

Name: \_\_\_\_\_

write The word Family wall

3 Lettered words \_\_\_\_\_

4 Lettered words \_\_\_\_\_

Name: \_\_\_\_\_

write The word Family wall

3 Lettered words \_\_\_\_\_

4 Lettered words \_\_\_\_\_

I Can Re

Famih

Say, Make and

Say, Make and write

Color, count and then write at the word pictures below

Say it-Make it-write it

am

Make your word in the \_\_\_\_\_

Make your Card here!

Make your word in the Box below

Color, count and then write at the word pictures below

There are your game cards. Laminate and cut each card apart. You will find on the dotted line and sounds with a paper clip or a clothes pin. These cards are self-correcting. A student places the card on their Say it-Make it-write it mat. They can make the word with playdough or whatever you choose to use. They use dry erase markers to write the word. They use the same mat for all your word activities. Once completed, they can spin around!

Say it-Make it-write it

Each word family unit includes a set of self-correcting cards for each word family. There are two different mats to choose from depending on the readiness of your students. Students use the self-correcting cards to make the station independent. You can use a variety of materials to extend the station. The 'Make it' section can use magnetic letters, white clay, playdough and other things or beads. Be creative with your materials to keep the station interesting. As you introduce more and more word families, this station will grow with it and provide more of word work practice. The next two pages are the same mats that you will use for all the other 'I' word families.

Write The Boom For -am

Find the cards with the matching number. Say the word and ask the student to write the letter or letters that make that sound.

1. I like \_\_\_\_\_

2. Do you like eggs or \_\_\_\_\_

3. I will cook a \_\_\_\_\_

4. That is a \_\_\_\_\_

6 \_\_\_\_\_ 7 \_\_\_\_\_

ham

ram

yam

clam

write The word Family wall

3 Lettered words \_\_\_\_\_

4 Lettered words \_\_\_\_\_

write The word Family wall

3 Lettered words \_\_\_\_\_

4 Lettered words \_\_\_\_\_

write The word Family wall

3 Lettered words \_\_\_\_\_

4 Lettered words \_\_\_\_\_

write The word Family wall

3 Lettered words \_\_\_\_\_

4 Lettered words \_\_\_\_\_

RATSH! All Go Back!

Fat Cat Needs a Diet! Put 1 Back!

WAGSH! Happy Dog Take Another Card

Glad Grad! Stop and Read! Cards to See Who Wins

YAM

HAM

JAM

CLAM

RAM

DAM

RAM

HAM

SWAM

YAM

write The Boom

Laminate, cut apart, and mount the write the room cards below with making tape around your room. Based on your student's readiness level, select a recording sheet for them to use. You may either laminate these (my preferred method) or print them off to use with a pencil if you prefer. Hand your student a clipboard and have them search the room for the word family pictures. For students who have had progressed towards mastering their letter sounds quite yet, I have them write the words from the word wall for practice (see 'write the word wall' response sheet).

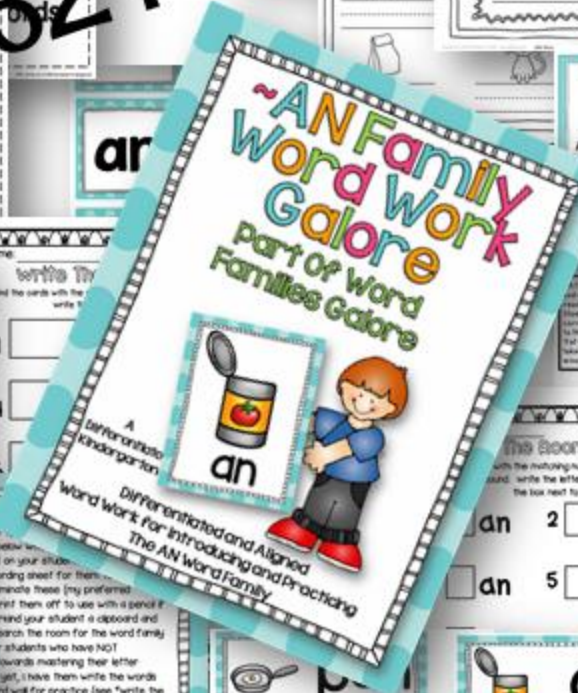
Classroom Posters

There are two options for classroom posters. You can choose to make a full size word family poster and use the long word cards that make and mount them with clothes 'pins' to the string 'tape' around the board.

Or you can choose to use the half page size with the smaller word cards and place them in a pocket chart for the words you are using them. Then you can transfer them to your wall or take the word cards and mount them to a ring and make them available in your writing center or under/over your word wall for easy reference.

am

52 pages



Write the word family wall. 3 lettered words. Includes a fan illustration and a writing area.

I Can Read. Includes a van illustration and a writing area.

Write the word family wall. 3 lettered words. Includes a writing area.

Write the word family wall. 4 lettered words. Includes a writing area.

Write the word family wall. Includes a fan illustration and a writing area.

Homework/Morning work. For extra practice, morning work or homework options, you will find a variety of activities below.

I Can Read. Includes a van illustration and a writing area.

I Can Read. Includes a writing area.

Write the word family wall. Includes a writing area.

Write the word family wall. Includes a writing area.

Say It-Make It-write It. Includes a writing area.

Say It-Make It-write It. Includes a writing area.

Say It-Make It-write It. Includes a can of tomatoes illustration.

Write the word family wall. Includes a writing area.

Write the word family wall. Includes a writing area.

Write the word family wall. Includes a writing area.

Write the word family wall. Includes a writing area.

Say It-Make It-write It. Includes a pan illustration.

Say It-Make It-write It. Includes a pan illustration.

Say It-Make It-write It. Includes a fan illustration.

Say It-Make It-write It. Includes a man illustration.

Write the word family wall. Includes a writing area.

Write the word family wall. Includes a writing area.

Write the word family wall. Includes a writing area.

Write the word family wall. Includes a writing area.

Say It-Make It-write It. Includes a can of tomatoes illustration.

Say It-Make It-write It. Includes a can of tomatoes illustration.

Say It-Make It-write It. Includes a can of tomatoes illustration.

Write the word family wall. Includes a writing area.

Write the word family wall. Includes a writing area.

Write the word family wall. Includes a writing area.

Write the word family wall. Includes a writing area.

Write the word family wall. Includes a writing area.

Write the word family wall. Includes a writing area.

Write the word family wall. Includes a writing area.

Write the word family wall. Includes a writing area.

Write the word family wall. Includes a writing area.

Write the word family wall. Includes a writing area.

Write the word family wall. Includes a writing area.

Write the word family wall. Includes a writing area.

RATS!! All Go Back! Fat Cat Needs a Bath! Purr 1 Back!



AN Family Starting. Includes a writing area.

Small Playing Cards. Includes a grid of cards and instructions.