

Spinner Blends Fun Galore January



Differentiated
Printables and Activities
A Differentiated Kindergarten

Using this packet to differentiate



There are three different spinners available for three sets of blends. This will allow for some extension of activities and ample opportunity to differentiate. For instance, one spinner has just a picture, one a picture with the word, and one has just the blend. Likewise, the recording sheets are differentiated as well. You will find one recording sheet that has just pictures, one with pictures and words and one with just words. This is how an activity from this spinner packet might look if it were in your planning book:


Word Work Activities					
Stations Number	CCSS/Concept/Skill	Activity Name	Tier 1	Tier 2	Tier 3
1	RF.1.2.8 Orally produce single-syllable words by blending sounds (phonemes), including consonant blends.	January Blends Spinner Fun Galore Spinner 1 Snowy Spin and Spot a Blend	Picture only	Picture with word	Digraph only

In this packet . . .



In this 51 page packet, you will find the following items:

- 1 "s" blends picture spinner.
- 1 "s" blends picture/sound spinner.
- 1 "s" blends sounds spinner.
- 1 "l" blends picture spinner.
- 1 "l" blends picture/sound spinner.
- 1 "l" blends sound spinner.
- 1 "r" blends picture spinner.
- 1 "r" blends picture/sound spinner.
- 1 "r" blends sounds spinner.
- Instructional/Visual Task Cards for each activity for greater student independence
- 3 Differentiated Spin and Spot a Blend for "s" blends (black/white printable).
- 2 Spin and Color pages for "s" blends (black/white printable).
- 2 Differentiated Snowy Blends Word Spin for "s" blends (black/white printable).
- 2 Differentiated Snowy Blends Spin and Bump (in color or black/white) for "s" blends.
- 3 Differentiated Spin and Spot a Blend for "l" blends (black/white printable).
- 2 Spin and Color pages for "l" blends (black/white printable).
- 2 Differentiated Snowy Blends Word Spin for "l" blends (black/white printable).
- 2 Differentiated Snowy Blends Spin and Bump (in color or black/white) for "l" blends.
- 3 Differentiated Spin and Spot a Blend for "r" blends (black/white printable).
- 2 Spin and Color pages for "r" blends (black/white printable).
- 2 Differentiated Snowy Blends Word Spin for "r" blends (black/white printable).
- 2 Differentiated Snowy Blends Spin and Bump (in color or black/white) for "r" blends (black/white printable).


Snowy Spin and Spot a Blend: Spin the spinner to select a blend or blend picture. Find another picture on the response sheet that has the same blend sound as the one on your spinner. Color or 'dot' the matching blend picture. If you'd like to play with a friend, see who can 'dot' four in a row first or dot their entire paper.



Spin and Color: Spin the spinner to select a blend. Find the matching blend on the picture and color it. You can play with a friend to see who can get their picture colored first or play alone.















Snowy Blends Word Spin: Spin the spinner to select a blend. Place the blend before the boy's sign. Read the word. Color the boy's hat blue if it makes a real word. If it makes a nonsense word, color the hat orange.




Name: _____

Snowy Blends Word Spin

Spin the spinner to select a blend. Place the blend in front of a rime written on a sign. Color the boy's hat blue if it makes a real word. If it makes a nonsense word, color the hat orange. How many real words can you make?


sm		_____		_____		op
_____		_____		_____		an
_____		_____		_____		un
_____		_____		_____		ot

Use with Mat 1.



Snowy Spin and Spot a Blend Name: _____

Spin the spinner to select a blend. Find a picture that has the same blend sound below. Color or 'dot' the picture. If you'd like to play with a friend, see who can 'dot' four pictures in a row or who can dot all of their pictures first.

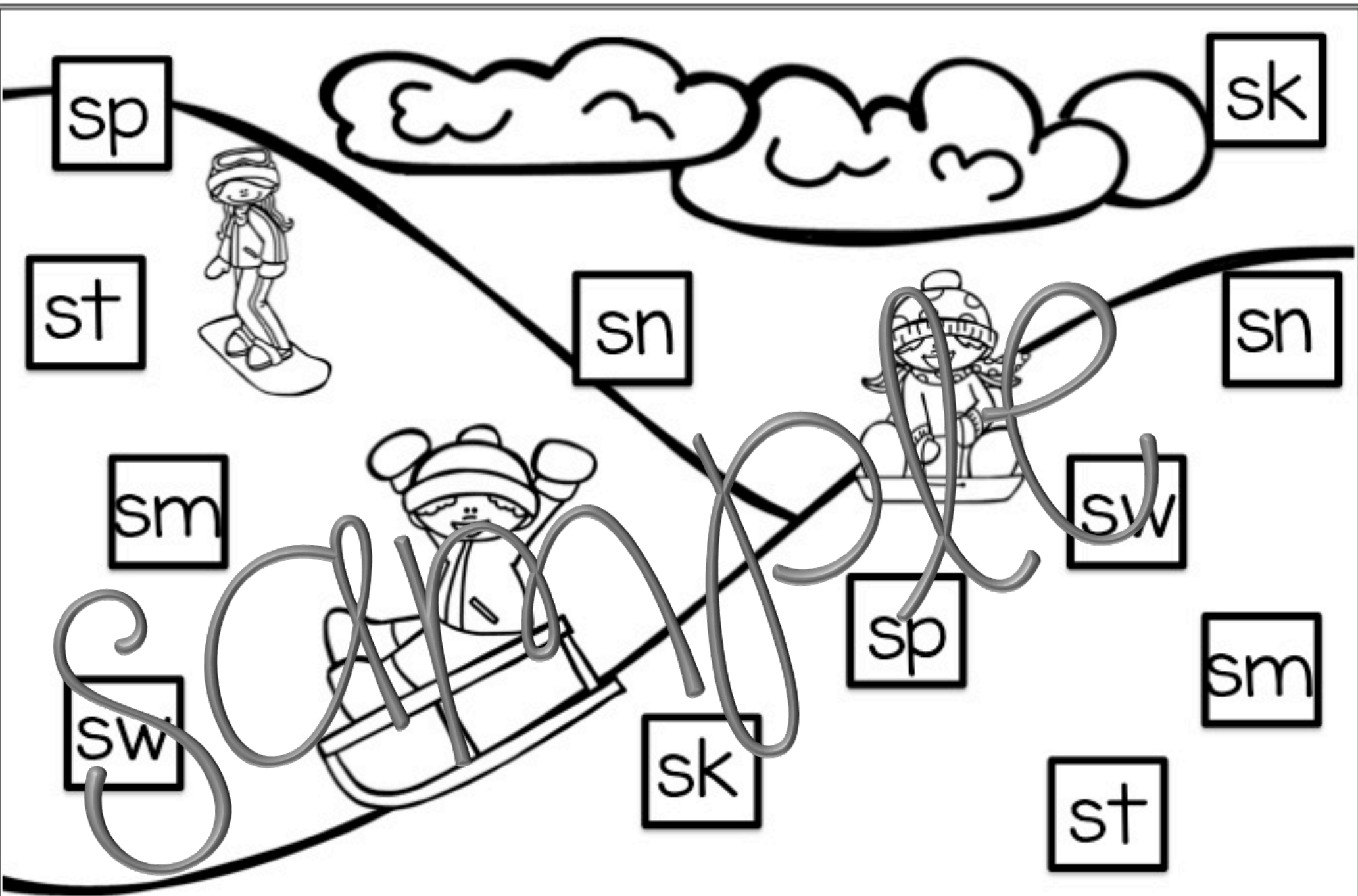


Spin and Color

Name: _____

Spin the spinner. Say the picture aloud and listen to hear the blend. Now find a matching blend sound to color. If you would like to play a game, spin with a friend to see who can color their picture first. If you can't color a space because all of those blends have already been colored, then you lose your turn.





Snowy Blends Spin and Bump