

# Spinner

# Digraph

# Fun Galore

# January




**Polar Spin and Spot a Digraph** Name: \_\_\_\_\_

Spin the spinner to select a digraph sound. Find a picture that has the same beginning digraph sound below. Color or "dot" the picture. If you'd like to play with a friend, see who can "dot" four in a row or who can dot all of these pictures first.


**Chilly Digraph Word**

Color or dot the digraph. Place the words in order of cold to warm. Color the words.

of  
us  
en



## Differentiated Printables and Activities

A Differentiated Kindergarten

## In this packet . . .

In this 41 page packet, you will find the following items:

- 1 beginning digraph picture spinner.
- 1 beginning digraph/word picture spinner.
- 1 beginning digraph word spinner.
- 1 ending digraph picture spinner.
- 1 ending digraph/word picture spinner.
- 1 ending digraph word spinner.
- Instructional/Visual Task Cards for each activity and each set of spinners for greater student independence
- 3 Differentiated Spin and Spot a Digraph for beginning sounds.
- 2 Spin and Color pages for beginning digraph sounds.
- 2 Differentiated Chilly Digraph Word Spin pages for beginning sounds.
- 2 Differentiated Snowy Digraph Spin and Bump (in color or black/white) for beginning sounds.
- 3 Differentiated Spin and Spot a Digraph for ending sounds.
- 2 Spin and Color pages for ending digraph sounds.
- 2 Differentiated Chilly Digraph Word Spin pages for ending sounds.
- 2 Differentiated Snowy Digraph Spin and Bump (in color or black/white) for ending sounds.

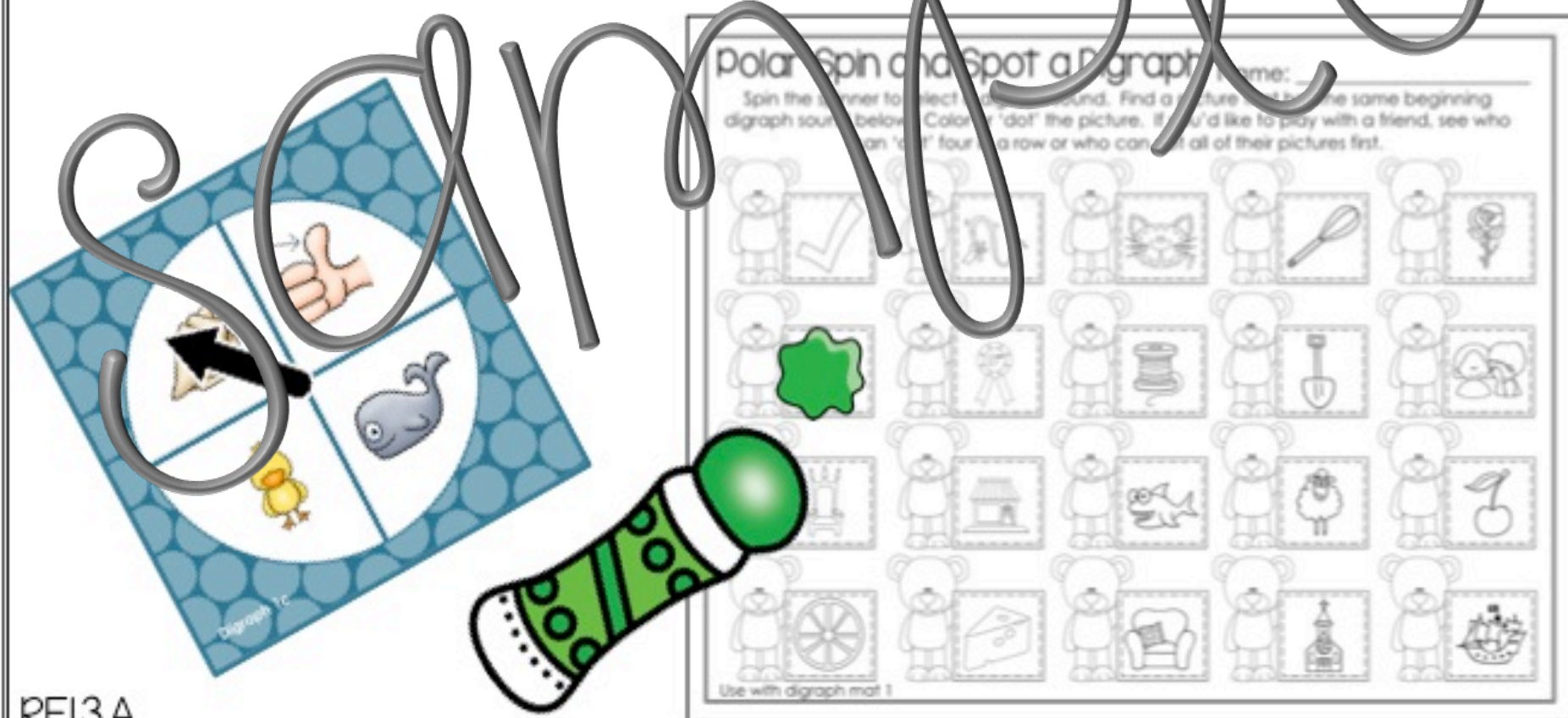
# Using this packet to differentiate



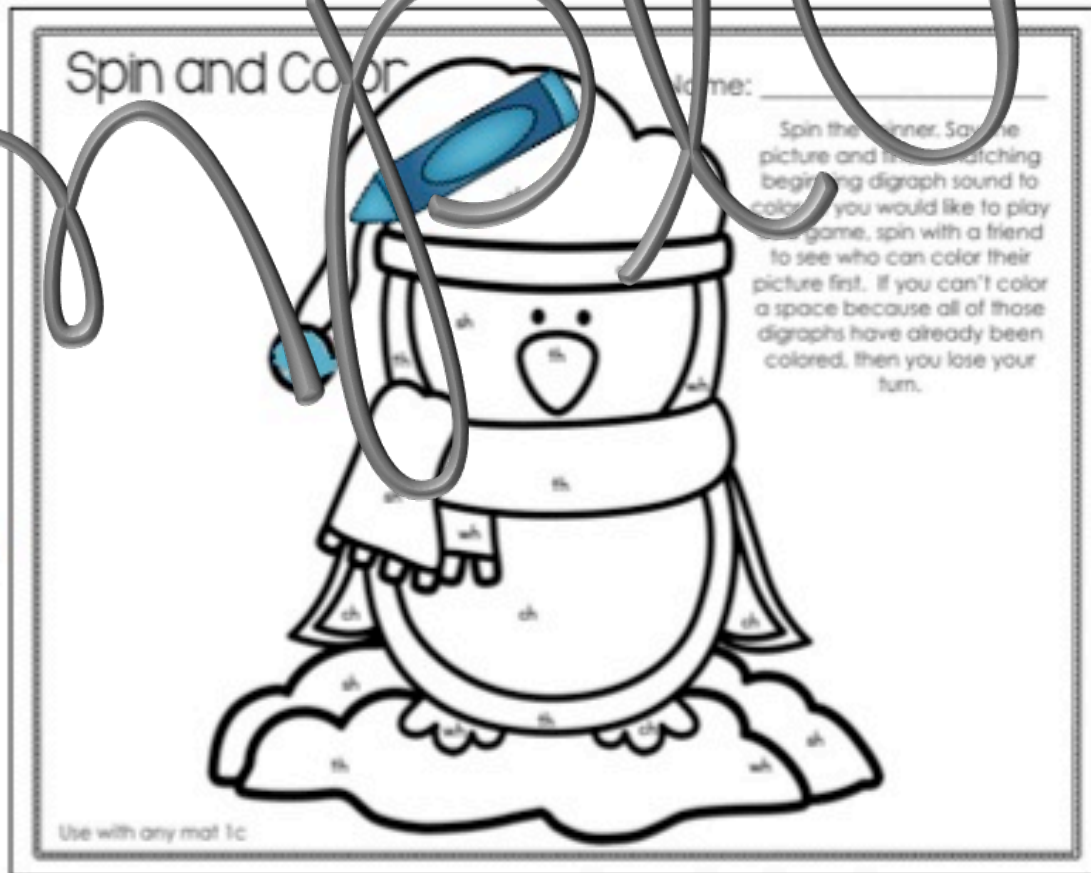
There are three different spinners available for two sets of digraphs (beginning and ending word sounds). This will allow for some extension of activities and ample opportunity to differentiate. For instance, one spinner has just a picture, one a picture with the word, and one has just the digraph. Likewise, the recording sheets are differentiated as well. You will find one recording sheet that has just pictures, one with pictures and words, and one with just words. This is how an activity from this spinner packet might look if it were in your planning book:

Word Work Activities					
Standards Number	CCSS/Concept/Skill	Activity Name	Tier 1	Tier 2	Tier 3
1	RF.1.3.A Know the spelling-sound correspondences for common consonant digraphs.	Digraph Spinner Fun Galore Spinner 1 Polar Spin and Spot a Digraph	Picture only	Picture with word	Digraph only


**Chilly Spin and Spot a Digraph:** Spin the spinner to select a beginning digraph picture. Find another picture on the response sheet that has the same digraph sound as the space on your spinner. Color or 'dot' the matching digraph picture. If you'd like to play with a friend, see who can 'dot' four in a row or dot their entire paper.



**Spin and Color:** Spin the spinner to select a digraph. Find the matching beginning digraph on the picture and color it. You can play with a friend to see who can get their picture colored first or play alone.



**Chilly Digraph Word Spin:** Spin the spinner to select a digraph. Place the digraph before the snowman's sign. Read the word. Color the snowman's hat blue if it makes a real word. If it makes a nonsense word, color the hat orange.



Name: \_\_\_\_\_


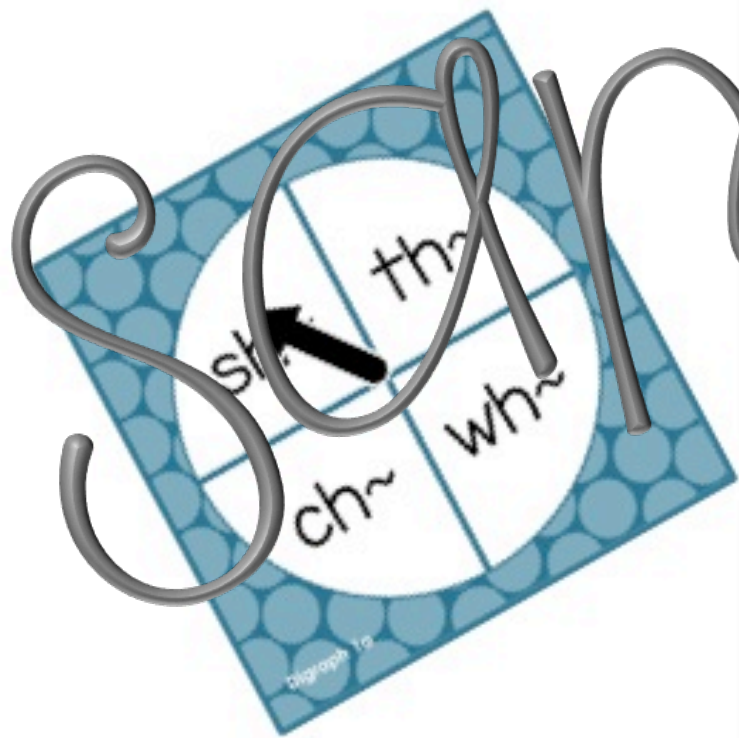
Chilly Digraph Word Spin

Spin the spinner to select a digraph. Place the digraph in front of a rime written on the sign. Color the snowman's hat blue if it makes a real word. If it makes a nonsense word, color the hat orange.

th	a	in	op
ed	ip	en	
ip	ut		
at	ot		

Use with Mat 1.

**Snowy Digraph Spin and Bump:** Spin the spinner to select a digraph. Place a colored marker (snap cube) on a square with a picture of the same beginning digraph sound. If there is already a snap cube on the square, you can bump it off. You can secure a square by placing two markers on top of it. You may place your cube on any vacant spot or a spot with only one marker. If you spin and can not play, you lose your turn. The person with the most spots covered in the end, is the winner.



sh~	th~
ch~	wh~

Digraph 1a

 sh~	 th~
 ch~	 wh~

Digraph 1b



# Snowy Digraph Spin and Bump



Use with Mat 1.