

# December

# Spinner Fun Galore

## Differentiated Rhyming Printables and Activities



**Spin and Spot a Rhyme** Name: \_\_\_\_\_

Spin the spinner to select a word. Find a word that rhymes below. Color or 'dot' the word. If you'd like to play with a friend, see who can 'dot' four in a row first.

 cup	 hen	 pin	 pen	 snip
 cut	 nap	 fan	 win	 spin
 trap	 man	 tan	 gan	 fan
 tip	 zip	 chip	 clap	 lap

Use with rhyming mat!

**Spin A Rhyme**

Place the dot on the first letter on each line. Color the word. If it makes a nonsense word, color the light green.

 _____	 _____
 _____	 _____
 _____	 _____
 _____	 _____



A Differentiated Kindergarten

Rhyming 1a

Rhyming 1b

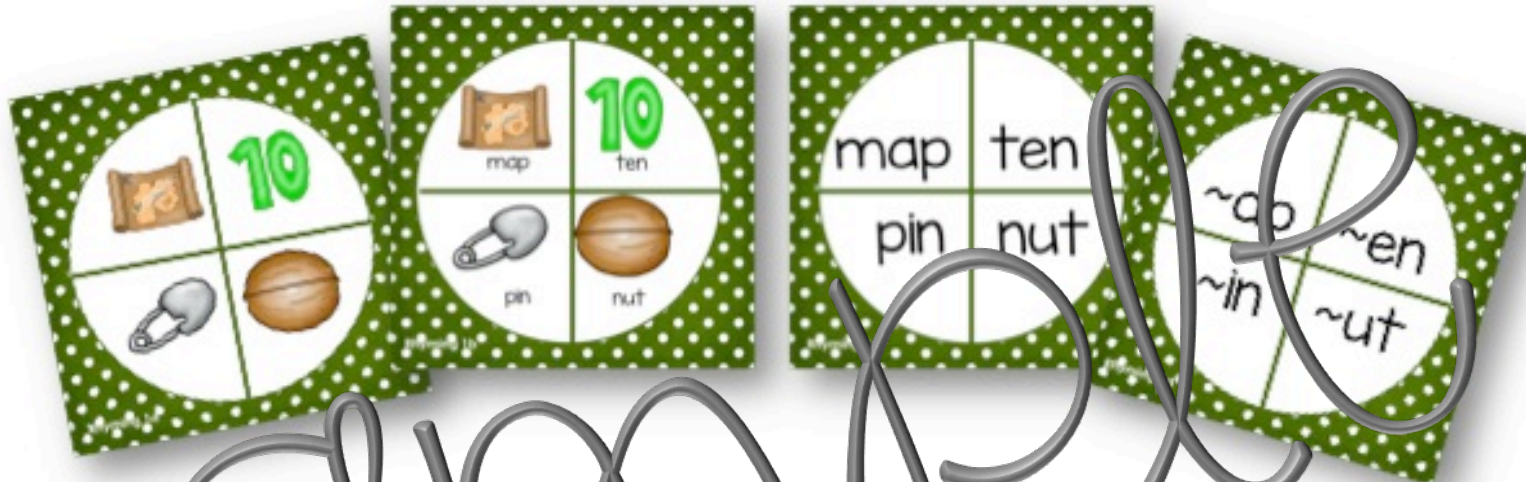
can not  
hit red

Rhyming 2c

~an ~ot  
~it ~ed

Rhyming 2d

# Using this packet to differentiate



There are four different spinners available for two sets of rhymes. This will allow for some extension of activities and ample opportunity to differentiate. For instance, one spinner has just a picture, one a picture with the word, one just the word and one has the rhyme. Likewise, the recording sheets are differentiated as well. You will find one recording sheet that has just pictures, one with pictures and words and one with just words. This is how an activity from this spinner packet might look if it were in your planning book:









































Word Work Stations					
Stations Number	CCSS/Concept/Skill	Activity Name	Orange	Green	Blue
1	RF.K.2a	Spin and Spot a Rhyme	words	pictures and words	pictures

**Spin and Spot a Rhyme:** Spin the spinner to select a picture. Find another picture on the response sheet that rhymes with the picture on your spinner. Color or 'dot' the rhyming picture. If you'd like to play with a friend, see who can 'dot' four in a row first.



Spin and Spot a Rhyme Name: \_\_\_\_\_

Spin the spinner to select a word. Find a word that rhymes with it. Color or 'dot' the word. If you'd like to play with a friend, see who can 'dot' four in a row first.

Use with rhyming mat 1

**Spin An Onset:** Spin the spinner to select an onset. Place the letter in front of the rime on the lines. Color the bear's hat red if it makes a real word. If it makes nonsense word, color the hat green.



Name: \_\_\_\_\_

Spin the spinner to select an onset. Place the onset in front of the rime on a sign. Color the bear's hat red if it makes a real word. If it makes a nonsense word, color the hat green.

s	um	op
ed	am	ug
ip	en	
og	it	

Use onset mat.

**Spin A Rime:** Spin the spinner to select a rime. Place the rime after an onset letter. Color the light red if it makes a real word. If it makes a nonsense word, color the light green.



Name: \_\_\_\_\_

Spin the spinner to select a rime. Place the rime on the line after an onset letter. Color the light red if it makes a real word. If it makes a nonsense word, color the light green.

a	_____	o	_____
u	_____	e	_____
i	_____	r	_____
t	_____	c	_____

Use only 'd' rhyming mat.