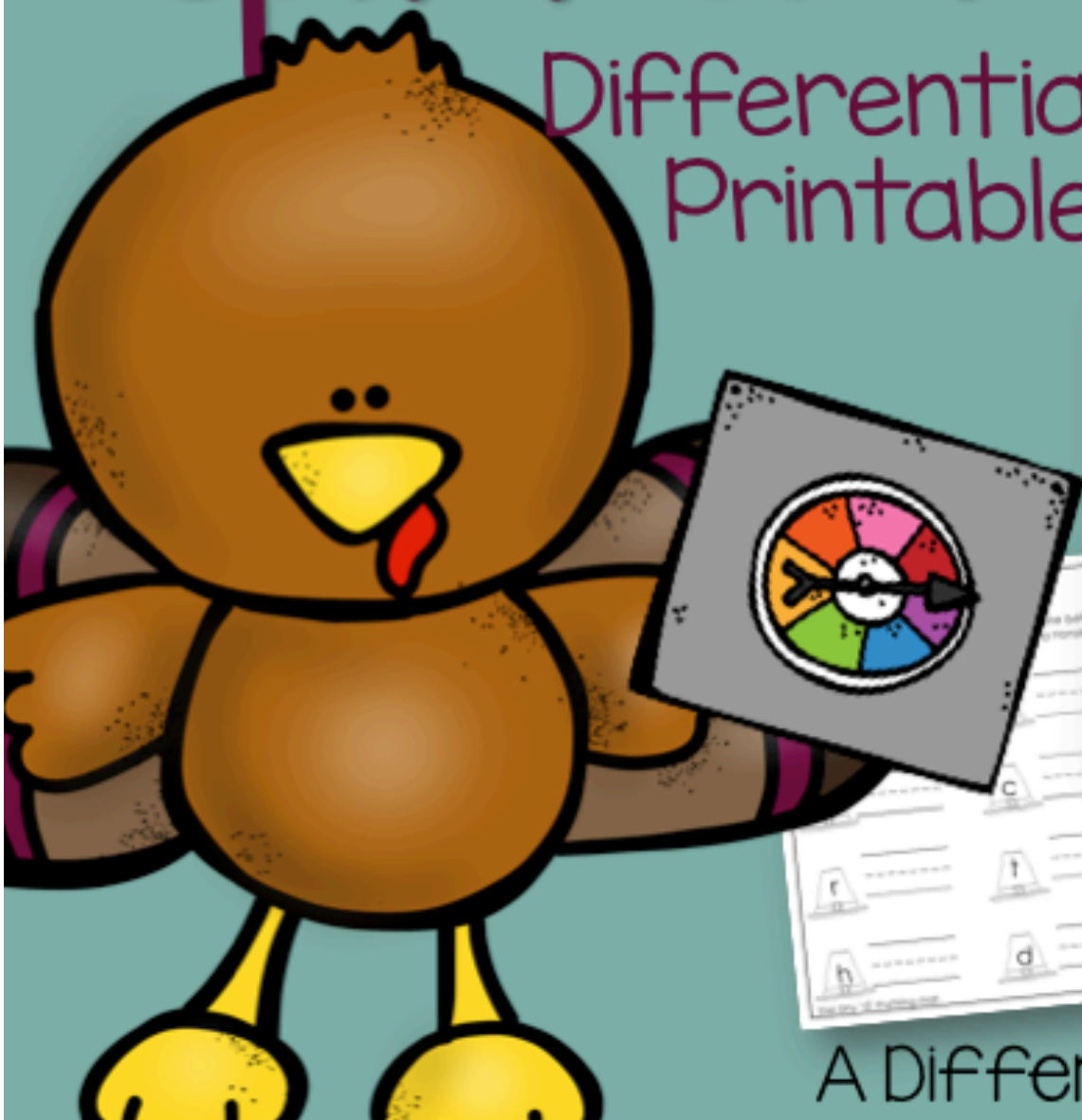


# November

# Spinner Fun Galore

## Differentiated Rhyming Printables and Activities



A Differentiated Kindergarten


# Using this packet to differentiate




There are four different spinners available for two sets of rhymes. This will allow for some extension of activities and ample opportunity to differentiate. For instance, one spinner has just a picture, one a picture with the word, one just the word and one has the rhyme. Likewise, the recording sheets are differentiated as well. You will find one recording sheet that has just pictures, one with pictures and words and one with just words. This is how an activity from this spinner packet might look if it were in your planning book:

Word Work Stations					
Stations Number	CCSS/Concept/Skill	Activity Name	Orange	Green	Blue
1	RF.K.2a	Spin and Spot a Rhyme	words	pictures and words	pictures

**Spin and Spot a Rhyme:** Spin the spinner to select a picture. Find another picture on the response sheet that rhymes with the picture on your spinner. Color or 'dot' the rhyming picture. If you'd like to play with a friend, see who can 'dot' four in a row first.






**Spin An Onset:** Spin the spinner to select an onset. Place the letter in front of the rime on the lines. Color the pilgrim's hat brown if it makes a real word. If it makes nonsense word, color the hat yellow.




Name: \_\_\_\_\_


Spin the spinner to select an onset. Place the onset in front of the rime written on sign. Color the pilgrim's hat brown if it makes a real word. If it makes a nonsense word, color the pilgrim's hat yellow.

_____		_____		_____	
t	ug	_____	ug	_____	ag
s	ill	_____	og	_____	un
_____	en	_____	ink	_____	_____
_____	at	_____	et	_____	_____

Use onset mat.



**Spin A Rime:** Spin the spinner to select a rime. Place the rime after an onset letter. Color the pilgrim's hat brown if it makes a real word. If it makes a nonsense word, color the hat yellow.



Name: \_\_\_\_\_

Spin the spinner to select a rime. Place the rime behind an onset letter. Color the hat brown if it makes a real word. If it makes a nonsense word, color the pilgrim's hat yellow.

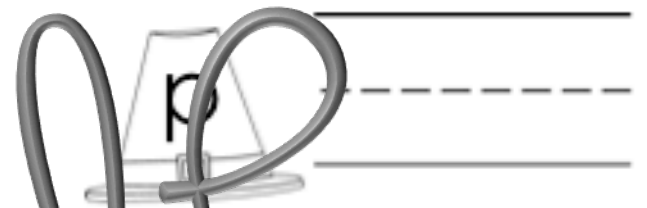
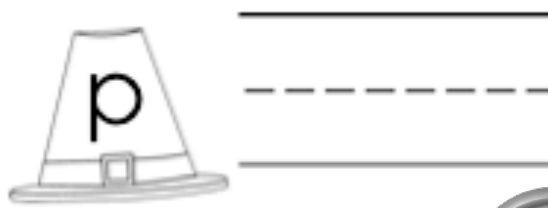
s	at _____	p _____
m _____	c _____	c _____
r _____	t _____	d _____
h _____	d _____	d _____

Use any 'd' rhyming mat.

# Spin A Rime

Name: \_\_\_\_\_

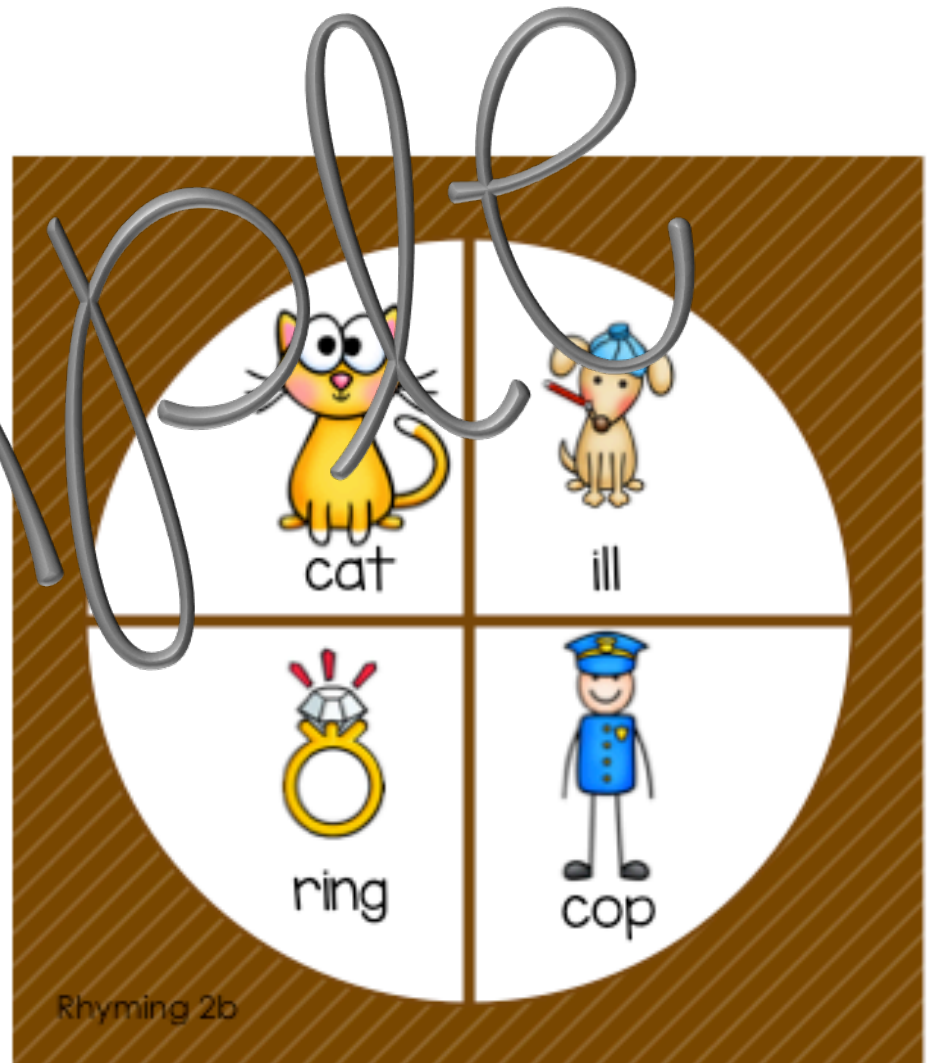

Spin the spinner to select a rime. Place the rime on the lines after an onset letter. Color the hat brown if it makes a real word. If it makes a nonsense word, color the hat yellow.



Sample





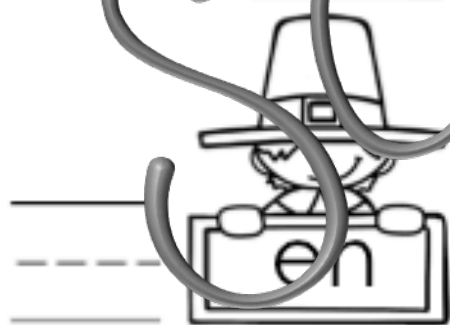




Use any 'd' rhyming mat.



# Spin An Onset

Name: \_\_\_\_\_

Spin the spinner to select an onset. Place the onset in front of the rime written on a sign. Color the pilgrim's hat brown if it makes a real word. If it makes a nonsense word, color the hat yellow.



Use onset mat.