

The following preview will provide you with a SAMPLE of some of the activities available in this packet. Please remember that this is just a sample. There are so many differentiated tiers and versions of this 128 paged document, I just couldn't fit it all in one preview. If you have specific questions, please contact me at:

differentiatedkindergarten@gmail.com

Marsha

Self-correcting Station and Write the Room

The image displays a variety of educational materials for a 'Write the Room' activity. The materials are organized into several categories:

- Write the Room Fun Worksheets:** Multiple sheets titled 'Write the Room Fun' are scattered throughout. Each sheet includes a grid for writing numbers (1-6) and a section for writing words. Some sheets also feature a small illustration of a child or a scene.
- Say It-Make it-Write It Cards:** These cards are designed for students to practice a word by saying it, making a gesture, and writing it. Examples include a card with the number '3' and the word 'three', and a card with a thumbs-up gesture and the word 'thigh'.
- Word Cards:** A collection of cards with illustrations and words. The words shown are: father, path, three, throne, thigh, thorn, sloth, mout, tooth, wreath, mother, throw, feather, and think.
- Number and Letter Cards:** Several cards feature numbers (1-6) and letters (A-L) for identification and writing practice.

Silly Stories and Write the Word Wall

Name: _____ A Silly TH Word Story

"I do not want a bath," said the boy who was on his third bath of the day. He was always thick with dirt on a Thursday. On Thursday, his mother and father would let him and his brother take the path through the thick thorns to play with his friend the sixth, who had north of his house. I think the three of them must throw mud at each other, because they always ended up filthy. The boy's father, the king, was not happy as he sat on his throne thinking about his fifty boys. This is the fifth time this month that they have had to be thrown in the bath. They were filthy from their eyes to their thighs. Thank goodness they suck their thumbs. It was the only clean thing because it had been in their mouth.

Name: _____ A Silly TH Word Story

"I do not want a bath," said the boy who was on his third bath of the day. He was always thick with dirt on a Thursday. On Thursday, his mother and father would let him and his brother take the path through the thick thorns to play with his friend the sixth, who had north of his house. I think the three of them must throw mud at each other, because they always ended up filthy. The boy's father, the king, was not happy as he sat on his throne thinking about his fifty boys. This is the fifth time this month that they have had to be thrown in the bath. They were filthy from their eyes to their thighs. Thank goodness they suck their thumbs. It was the only clean thing because it had been in their mouth.

Highlight or underline all the words in the story above with the TH sound. Record how many TH words you find in the square below. Use the space below to answer the questions.

What do you play with in _____

Name: _____ A Silly TH Word Story

"I do not want a bath," said the boy who was on his third bath of the day. He was always thick with dirt on a Thursday. On Thursday, his mother and father would let him and his brother take the path through the thick thorns to play with his friend the sixth, who had north of his house. I think the three of them must throw mud at each other, because they always ended up filthy. The boy's father, the king, was not happy as he sat on his throne thinking about his fifty boys. This is the fifth time this month that they have had to be thrown in the bath. They were filthy from their eyes to their thighs. Thank goodness they suck their thumbs. It was the only clean thing because it had been in their mouth.

Highlight or underline all words in the story above with the TH sound. Record how many TH words you find in the square below. Use the space below to answer the questions.

What do you play with in _____

bath their They tooth third

is month birthday? your What

Write About SH Words

Choose at least two SH words. Use them in a sentence or two and underline the SH words you used.

Write The Digraph Words

Name: _____

PH

Name: _____

SH

Name: _____

CH

Write The Digraph Words

Name: _____

PH

Name: _____

PH

Write The SH

4 Lettered Words

5 Lettered Words

Name: _____




SH

Name: _____

CH

Homework/Morning Work Printables

Name: _____ Say, Make and Write

		think
		thorn
3		three
		throw

Name: _____ Say, Make and Write


		think
		thorn
3		three
		throw

umb
ird
ree
ink
row

I Can Read

Directions: Read the words and write a sentence for each one. Use the picture to help you. Write your sentence on the lines below.

1.  _____

2.  _____

3.  _____

4.  _____

5.  _____

Name: _____

I-Spy TH Words

Find and circle the words with a -th sound. Write the words on the lines below.


	_____		_____
	_____		_____
3	_____		_____
	_____		_____



Name: _____

Where's The Digraph Cut and Sort

Cut out the pictures below. Glue them where the digraph is located in the words. Glue the picture under the correct label.

th	-th
----	-----

Name: _____ Say, Make and Write

		bath
		think
3		three
		throw

Name: _____

Thanks Up for

Cut out all the pictures. Sort all the pictures and glue them under the number 1-5. If you want you can write the number of the picture under the number.

1. 

2. _____

3. _____

4. _____

5. _____

Name: _____

I-Spy TH Words

Find and circle the words with a -th sound. Write the words on the lines below.

	_____		_____
	_____		_____
3	_____		_____
	_____		_____

Name: _____

Directions: Read the sentence to match the picture. Glue the picture to match the sentence.

	
Glue Answer Here	Glue Answer Here
	
Glue Answer Here	Glue Answer Here
	
Glue Answer Here	Glue Answer Here

I can see three red bugs. The math is brown and red. The girl is green. My friend is yellow.

Put your left thumb up. He father has black pants. I got a blue piece of paper. The baby must have a bath. She will think of a good gift. That boy will throw a red ball.

ba
mo
pa
ma
too
slo

I R

th

Words

Name: _____

Name: _____

Where's The Digraph

Look at the picture and say the word. Write the sound of the beginning of the word. Write the middle or the last circle in the word.

		
o	o	o
		
o	o	o
		
o	o	o

Name: _____

I-Spy TH Words

Find and circle all of the words with the th sound in the picture below. Write the words on the lines below.





Use one of the words in a sentence.

Everything Else

Roll-Say-Keep


•	
••	
•••	

You are a thief!
Steal a card from every player.

Make A Wish
Go Again.

Forget To Take Out The Trash
Lose a turn.

Finish Line
Play Again! Everyone count your cards.



TH Word Hide n' Seek - This activity gives your practice reading digraph words while playing! Place word family word cards in a small pot. Hide the picture above. Students then where they believe the picture is hidden. If to hide the card next. You can use cards by family or just one word family.

a	b	c
d	e	f
g	h	i

y	z	sh
ch	th	ph
wh		

m	n	o
p	q	r
s	t	u
v	w	x

Linking Cards!!!!

Linking Letters for Digraphs: Use these letters to link together to either write the word family word or to create words using the onset and the rime. In other words, I like to give my students the picture card and have them link the letters together (individual letters or the onset and rime) to produce the word. I also give them letters and the rime and have them create words, sorting and writing the "real" and the nonsense words they produce. (Use the Real/Nonsense word family word sort recording sheet for this. I also use these rime cards to label my Mr. Munchie Mouth sorting can.