


The following preview will provide you with a SAMPLE of some of the activities available in this packet. Please remember that this is just a sample. There are so many differentiated tiers and versions of this packet. I just couldn't fit it all in one preview. If you have specific questions, please contact me at:

differentiatedkindergarten@gmail.com

Thanks,
Marsha

Posters, Visuals, and Sorting Cards

where	whisker	whisper
which	whip	whisk
whistle	white	



where	whisker	whisper
which	whip	whisk
whistle	white	
















		
	whack	whale
heat	wheel	when

					
	whack	whal			

		
whisker	whip	
		whack
whisper	whisk	

	whack	whal
	when	wh
	whack	
	whale	
	whisk	
	whisk	
	whisker	
	whisper	
	whistle	
	whisk	
	when	
	where	
	which	
	whistle	
	whisk	
	whisker	
	whisper	
	whistle	

	
wh	wh

wheat	wheel			
				
				

	whisk		when		whale
	whisker		where		wheat
	whisper		which		wheel
	whistle		whip		whale

	wh
---	----

Silly Stories and Write the Word Wall

Name: _____

Write The Digraph Words

PH

TH

The Digraph Words

Name: _____

Write About WH Words

Choose at least two WH words. Use them in a sentence or two and underline the WH words you used.

Write The Digraph Words

PH

TH

Name: _____

A Silly WH Word Story

total

Have you met my pet whale? My whale is white! Sometimes my whale likes to whip around and whack his whale tail to get me to play. When I read my white whale to come to me, I just whistle. Then I can whisper in his white whale ear, and he does tricks. I never know what he's going to do or when he will do it. Which trick will he do? Where will he do it? If I whisper in my whale's white little ear, he might do his famous wheelbarrow trick. It is what this white whale does best but not many people have seen it. When my whale whips his tail around, I know that the wheelbarrow trick is coming up. I better be ready, or his white whale tail will whack me right into the pool. Wham!

Highlight or underline all the words with the WH sound. Circle how many times each one finds the sound above. Use the lines below to answer the questions.

What kind of things are whisks?

Silly WH Word Story

total

Have you met my pet whale? My whale is white! Sometimes my whale likes to whip around and whack his whale tail to get me to play. When I read my white whale to come to me, I just whistle. Then I can whisper in his white whale ear, and he does tricks. I never know what he's going to do or when he will do it. Which trick will he do? Where will he do it? If I whisper in my whale's white little ear, he might do his famous wheelbarrow trick. It is what this white whale does best but not many people have seen it. When my whale whips his tail around, I know that the wheelbarrow trick is coming up. I better be ready, or his white whale tail will whack me right into the pool. Wham!

Highlight or underline all the words with the WH sound. Circle how many times each one finds the sound above. Use the lines below to answer the questions.

What kind of things are whisks?

Name: _____

Name: _____

CH

CH

4 Lettered Words

5 Lettered Words

Name: _____

A Silly WH Word Story

total

Have you met my pet whale? My whale is white! Sometimes my whale likes to whip around and whack his whale tail to get me to play. When I read my white whale to come to me, I just whistle. Then I can whisper in his white whale ear, and he does tricks. I never know what he's going to do or when he will do it. Which trick will he do? Where will he do it? If I whisper in my whale's white little ear, he might do his famous wheelbarrow trick. It is what this white whale does best but not many people have seen it. When my whale whips his tail around, I know that the wheelbarrow trick is coming up. I better be ready, or his white whale tail will whack me right into the pool. Wham!

Highlight or underline all the words with the WH sound. Circle how many times each one finds the sound above. Use the lines below to answer the questions.

What kind of things are whisks?

whale My his whacks tail white

WH Word Story

total

Have you met my pet whale? My whale is white! Sometimes my whale likes to whip around and whack his whale tail to get me to play. When I read my white whale to come to me, I just whistle. Then I can whisper in his white whale ear, and he does tricks. I never know what he's going to do or when he will do it. Which trick will he do? Where will he do it? If I whisper in my whale's white little ear, he might do his famous wheelbarrow trick. It is what this white whale does best but not many people have seen it. When my whale whips his tail around, I know that the wheelbarrow trick is coming up. I better be ready, or his white whale tail will whack me right into the pool. Wham!

Highlight or underline all the words with the WH sound. Circle how many times each one finds the sound above. Use the lines below to answer the questions on the lines.

have animals of whiskers? kinds What

have animals of whiskers? kinds What

Homework/Morning Work Printables

Name: _____

I-Spy wh Words

Find and circle all of the words with the 'wh' sound in the picture below and write them on the lines.



Use one of the words in a sentence.

Name: _____

I-Spy wh Words

Find and circle the words with a 'wh' sound hidden in the picture below and write the words next to the matching picture.



Name: _____

Thumbs Up for wh

Cut out the pictures. Sort all the pictures with the sound 'wh' and glue them under the thumbs up. Words that do not have a 'wh' sound go under the thumbs down.



Name: _____

I Can Read

wh

Words

Name: _____

I Can Read

wh

Words

Name: _____ Say _____

	_____
	_____
	_____
	_____

wh,wh,wh,wh,wh

Look at the pictures and use the word cards to make words. Write the words in the boxes and glue them. You can make words like:

eel isk en ale ip

Name: _____ Say, Make and Write _____

	_____
	_____
	_____
	_____

wh,wh,wh,wh,wh

Look at the pictures and use the word cards to make words. Write the words in the boxes and glue them. You can make words like:

eel isk en ale ip




Name: _____

		
Glue Answer Here	Glue Answer Here	Glue Answer Here
		
Glue Answer Here	Glue Answer Here	Glue Answer Here

Let us make the room white. Can you make the whip crack? You can mix it with my wheel.

How did the wheel break? Whack the one that's real. Whisper your name to me.

Everything Else



Wh Word Hide n' Seek: This activity gives your students an opportunity to practice reading digraph words while playing a fun interactive game. Place word family word cards in a small pocket chart. Behind one word card hide the picture above. Students then point at and read a word where they believe the picture is hidden. If they guess correctly, they get to hide the card next. You can use cards from more than one word family or just one word family.

Roll-Say-Keep

1		2
3		4
5		6

You are a thief

Steal a card from every player.

Make A Wish

Go Again.

Forget To Take Out The Trash

Lose a turn.

Finish Line

Play stops! Everyone count your cards.



You can't Hide: This is a game that you can play as your students are introduced to more and more digraphs. Add as many digraph word cards as your students are ready for in a festive basket or bucket, along with the special playing cards. Students take turns pulling cards and reading the words aloud. If they say the word correctly, they keep the card. If not, the card goes back in the bucket and it goes to the next player. A "You are a thief" card means you get to "steal" a card from each person playing. A "trash" card means you lose a turn. A "Wish" card means that you get to go again. A "Finish" card means play stops, and count cards to see who wins.

Roll-Say-Keep: Use the small word cards and add the cards from above to make play a bit more interesting. Use this game when you have introduced several word families and would like to give your students more practice. Place all cards face down in a pile and deal out one card to every position on the mat. Students roll the dice and say the word on that number's spot. If the student gets it correct, they will keep the card. If not, the card stays in that spot and play continues to the next person. When a card is "won," another card is taken from the pile and added to the empty spot on the mat. Play continues until the Break card is drawn or until there is no more time remaining. Players count up the cards to see who is the winner.

